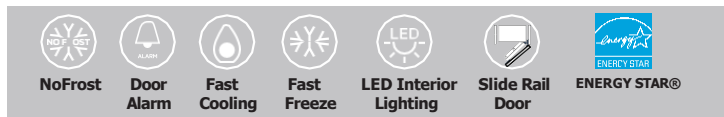


# PC24IFF



## 24" 9.2 Cu. Ft. Fully Integrated Fridge/Freezer RH (I)



### AVAILABLE FINISHES & COLOUR OPTIONS



**PC24IFF**  
Panel Ready

### KEY FEATURES

#### Panel Ready

Enjoy premium styling with the fully integrated refrigerator freezer. Easy installation and adjustment of panels, simple to install perfectly every time.

#### Slide Rail Door System

The sliding rail door system facilitates smooth, effortless movement of the refrigerator door during opening and closing, ensuring a quick and seamless installation experience.

#### Fresh Zone

Ideal for storing fruits, vegetables, fresh fish or meat, the Fresh Zone is designed to preserve the nutrients, freshness and flavour of the food longer.

#### Crisper Drawer

The crisper drawer provides a convenient cooling and storage environment to help elevate each recipe with deliciously fresh ingredients.

#### No Frost

Food is frozen with chilled, recirculating air, while expelling humidity. As a result, the freezer is always free of ice, ensuring long-term freshness.

#### Electronic Control

The intuitive electronic touch control panel ensures all functions are easy and convenient to use.

#### Interior LED Lighting

Never forget what's in the refrigerator. P&C brilliantly illuminates the refrigerator with LED lights for better aesthetics, less energy consumption.

#### Reversible Door Swing

Creates versatile installation options by allowing the refrigerator door to be adjusted to open from either the right or left side.

### GENERAL PROPERTIES

Type	Fully Integrated
Style	Bottom Freezer
Counter Depth	Yes
Hinge Side	Right / Sliding Rail Door System
Door Hinge Covers	Yes
Reversible Doors	Yes
Accepts Custom Panels/Pantry Cabinet	Yes
Colour	Panel Ready
Interior Color	White
Open Door Alarm	Yes

### CAPACITY

Refrigerator Capacity	6.2 Cu. Ft. / 177L
Freezer Capacity	2.37 Cu. Ft. / 67L
Total Capacity	8.62 Cu. Ft. / 244L

### REFRIGERATOR FEATURES

Control Type	Digital Electronic Touch Control
Display Functions	Fast Cool and Fast Freeze, Holiday Mode, Smart function, ECO Mode
Interior Lighting	Yes (Top Ceiling)
No. of Door Bins	1 Fixed / 2 Adjustable Safety Glass Shelves
No. of Door Bins	1 Bottle Shelf / 2 Upper Door Bins
No. Fruit and Vegetable Drawers	1
No. of Fresh Zone Compartments	1
Cooling System	Dual Evaporator / Frost Free
Compressor	Variable Speed with Inverter
Egg Tray	Included

### FREEZER FEATURES

Defrost	Automatic
No. of Drawers	3 Transparent Drawers
Ice Cube Tray	Included

### WATER & ICE

Water Dispenser/ Water Filtration	N/A
Ice Dispenser/ Ice Maker	N/A

### TECHNICAL DETAILS

Noise Level	40 dB(A)
Electrical Supply	120 V / 15 Amp / 60 Hz
Energy Consumption kWh/yr	413 kWh/yr
Energy Star Rated / Refrigerant	ENERGY STAR® / R600a

### DIMENSIONS

Product Dimensions W / H / D (In/mm)	21 <sup>1</sup> / <sub>4</sub> " / 69 <sup>5</sup> / <sub>8</sub> " / 21 <sup>5</sup> / <sub>8</sub> " (540mm / 1769mm / 550mm )
Cut Out Dimensions W / H / D (In/mm)	Min. 22 <sup>1</sup> / <sub>8</sub> " / 69 <sup>3</sup> / <sub>4</sub> " - 69 <sup>13</sup> / <sub>16</sub> " / 22 <sup>1</sup> / <sub>8</sub> " (Min. 560mm / 1771mm - 1774mm / 560mm)

## Installation Details

### PRODUCT DIMENSIONS - W / H / D (INCH/MM)

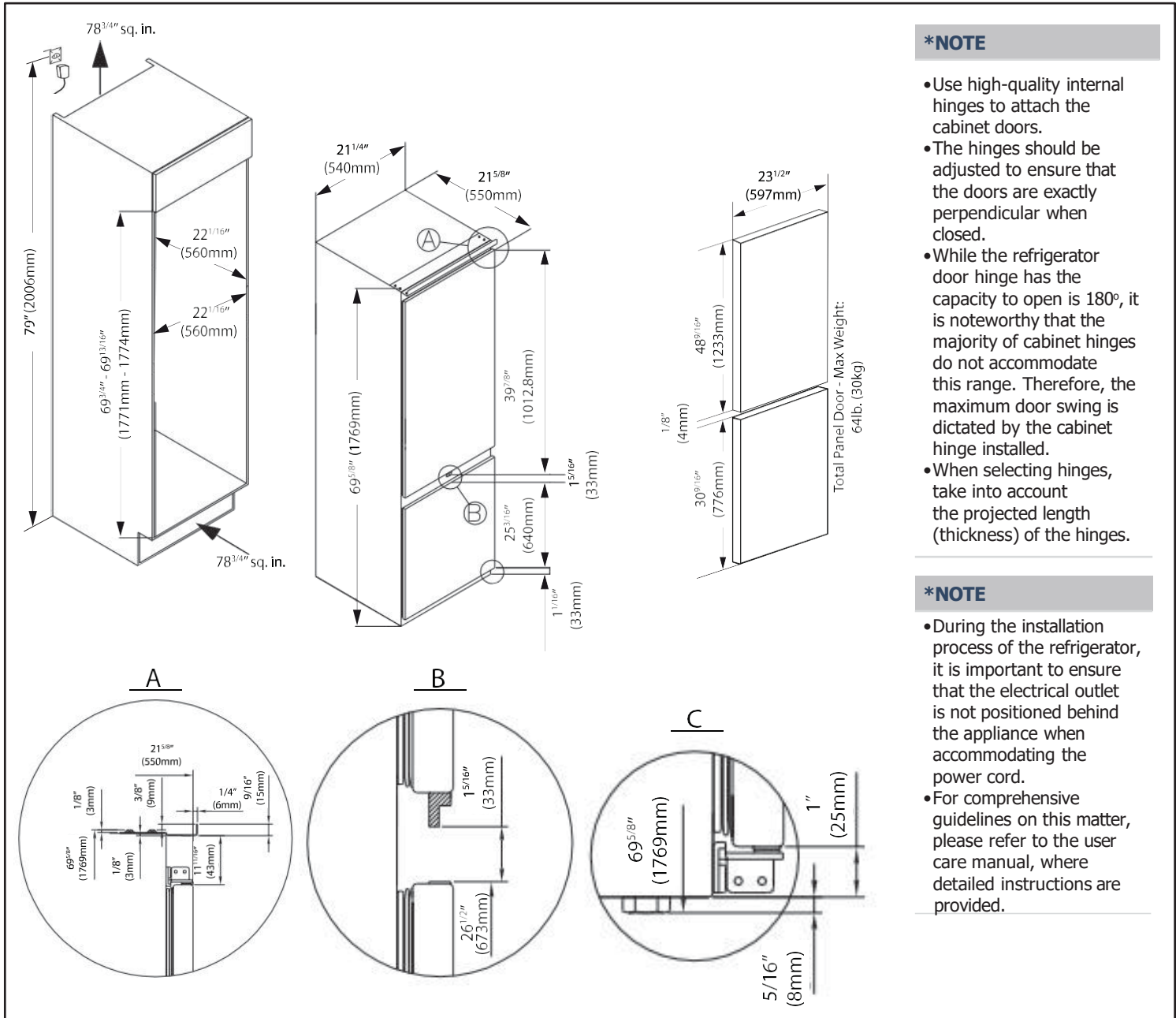
21<sup>1</sup>/<sub>4</sub>" / 69<sup>5</sup>/<sub>8</sub>" / 21<sup>5</sup>/<sub>8</sub>"

540mm / 1769mm / 550mm

### CUT OUT DIMENSIONS - W / H / D (INCH/MM)

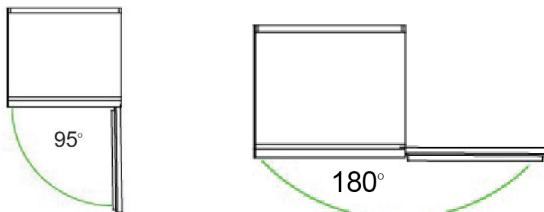
22<sup>1</sup>/<sub>8</sub>" / 69<sup>3</sup>/<sub>4</sub>" - 69<sup>13</sup>/<sub>16</sub>" / 22<sup>1</sup>/<sub>8</sub>"

560mm / 1771mm - 1774mm / 560mm



### DOOR SWING

- 95° min. Door swing required for pull-out of shelf clearance.
- 180° max. Door swing opening (depending on installed cabinet hinge)

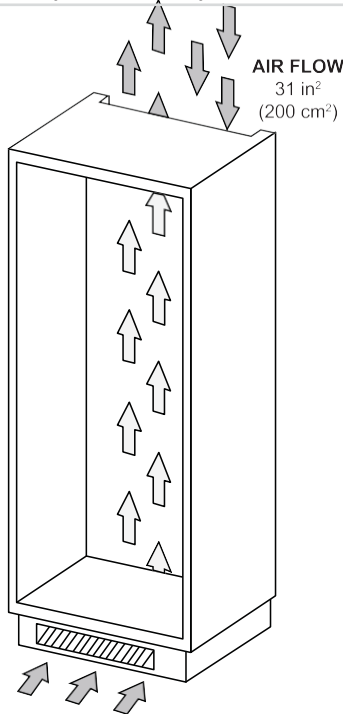


### ELECTRICAL CORD

- Ensure that you accommodate for the electrical cord – 78<sup>3</sup>/<sub>4</sub>" (2000mm long, starting from the bottom right corner).

### MINIMUM RECOMMENDED REAR AIR VENT MEASUREMENTS

50cm x 4cm (15 x 1.5 inches)



### MINIMUM RECOMMENDED AIR VENT MEASUREMENTS

50cm x 4cm (15 x 2 inches)

### VENTILATION REQUIREMENTS

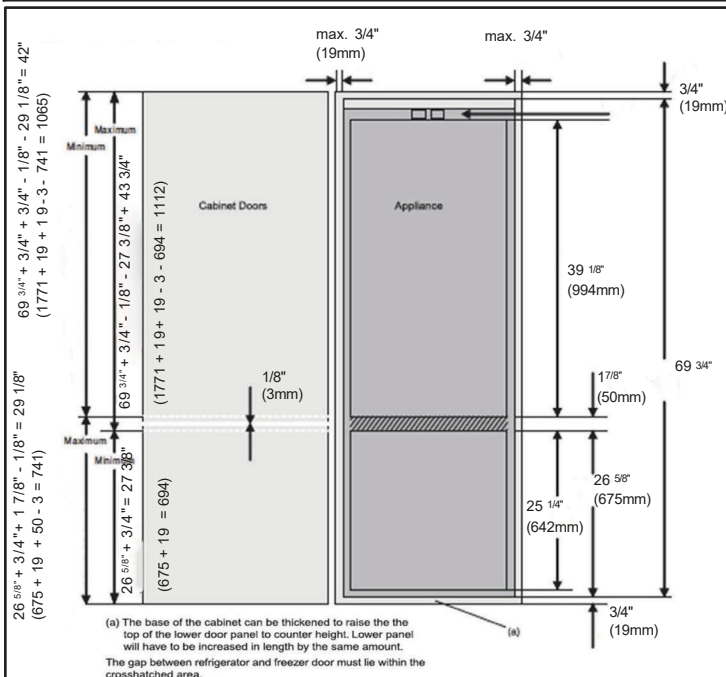
- This is a fully integrated refrigerator / freezer which is fully enclosed by a kitchen cabinet. Suitable ventilation must be met to ensure proper appliance operation.
- For the refrigerator intended to be installed into a cabinet, the following requirements must be met:
  - Ventilation from underneath through the base of the kitchen cabinet must be set up with the supplied ventilation grill or an air vent with at least a 31 in<sup>2</sup> (200 cm<sup>2</sup>) cross section area.
- \*See User Manual / Installation Instructions for more information.

### IMPORTANT

- An air passageway must be provided in the top of the cabinet run to allow free air in and out.
- There must be space at the rear of the cabinet to allow cool air to be drawn over the condenser.
- A cutout should be made in the plinth below the fridge/- freezer and this finished neatly using the air vent grille. Alternatively, a thin section of the plinth can be removed to allow air into the unit (recommended 50cm x 4cm)
- \*See User Manual / Installation Instructions for more information.

### CABINET DOOR DIMENSIONS

- This appliance requires 2 doors. One for the fridge section on the top and one for the freezer section on the bottom. The custom doors must be at least 5/8" (16 mm) thick and no more than 3/4" (19mm) thick. The space between the top and bottom doors must be at least 1/8" (3mm), the same as the appliance door space. Similar space is required between the top door and the cabinet door above the appliance if it exists - 1/8" (3mm).
  - The width of the spacing between the cabinet doors and the existing cabinets should comply with the existing kitchen cabinets, typically 1/8" (3mm) should be allowed.
- The cabinet doors must follow the recommended weight requirements:
- Fridge compartment door weight: 37.5 lbs (17 kg)
  - Freezer compartment door weight: 26.5 lbs (12 kg)
  - Maximum door weight: 64 lbs (30 kg)
- Detailed specs for custom doors for appliance:  
Specs provided for the width of the appliance doors in the diagram .  
Detail for designers/planners.
- Fridge 38<sup>13/16"</sup> ( 988mm)
  - Freezer 25" (640mm)
- \*See User Manual / Installation Instructions for more information.





#### WARRANTY INFORMATION

Porter & Charles Appliances are designed and manufactured to the highest standards. Each appliance is covered by a comprehensive 2-year parts and labour warranty. Refer to product warranty policy for complete terms and conditions.

#### FOR PARTS & SERVICE

Euro-Parts & Service  
39822 Belgrave Road. Belgrave, ON. N0G 1E0, 1-866.722.2262  
[www.euro-parts.ca](http://www.euro-parts.ca) • [parts@euro-parts.ca](mailto:parts@euro-parts.ca) • [service@euro-parts.ca](mailto:service@euro-parts.ca)

Porter & Charles appliances are imported and distributed in North America by Euro-Line Appliances Inc. For more information, please visit one of our showrooms or [www.ela.ca](http://www.ela.ca)

#### EURO-LINE APPLIANCES INC.

871 Cranberry Court, Oakville,  
ON L6L 6J7 Canada  
905.829.3980  
1-800.421.6332  
[info@ela.ca](mailto:info@ela.ca)

#### EURO-LINE APPLIANCES INC.

101-1014 Homer Street, Vancouver,  
BC V6B 2W9, Canada  
604.235.3980  
1-855.ELA.WEST (352.9378)  
[infowest@ela.ca](mailto:infowest@ela.ca)