

SAMSUNG

Product Guide

Bespoke Counter Depth 4-Door Flex™ Refrigerator (23 cu. ft) in Customizable Panel

RF23A9675

Red text is new information for 2022

Available in:

Bespoke Counter Depth 4-Door Flex™ Refrigerator
(23 cu. ft.) in Customizable Door Panel Colors

Bespoke Counter Depth 4-Door Flex™ Refrigerator
(23 cu. ft.) in Matte Black Steel – All Panels

Bespoke Counter Depth 4-Door Flex™ Refrigerator
(23 cu. ft.) in White Glass – All Panels




Table of Contents

Product Overview

Product Overview	4
Carousel Image Order	5

Product Messaging

Features and Benefits	9
Guarantee	12
Lifestyle Images	14

Product Specs

Review Mapping and Related Product	16
Spec Sheet	17
Will It Fit Guide	18
Energy Guide and User Manual	19
Bespoke Panel Installation Guide	20
Warranty	21

Feature Icons	23
----------------------	----

Product Overview

**RF23A9675 – Bespoke Counter Depth 4-Door Flex™ Refrigerator
(23 cu. ft.) in Customizable Panel**

Product Overview

Product Title
Bespoke Counter Depth 4-Door Flex™ Refrigerator (23 cu. ft.) in Customizable Panel

Product Description
Counter Depth 4-Door Flex™ Refrigerator with customizable and changeable door panels available in a variety of colors and finishes. A revolution in convenience and design, the concealed Beverage Center™ features both a water dispenser and AutoFill Water Pitcher. Plus a Dual Ice Maker with cubed ice and Ice Bites™.

Available Colors



Bespoke Counter Depth 4-Door Flex™ Refrigerator (23 cu. ft.) in Customizable Door Panel Colors
RF23A9675AP



Bespoke Counter Depth 4-Door Flex™ Refrigerator (23 cu. ft.) in Matte Black Steel – All Panels
RF23A9675MT



Bespoke Counter Depth 4-Door Flex™ Refrigerator (23 cu. ft.) in White Glass – All Panels
RF23A967512



RF23A9675MT Carousel Image Order

Easy Ad Links:
R.COM <https://dam.gettyimages.com/p/z0c3461/external?q=RF23A9675MT%20Carousel%20Images%20RCOM>
S.COM <https://dam.gettyimages.com/p/z0c3461/external?q=RF23A9675MT%20Carousel%20Images%20SCOM>
360 Spin <https://dam.gettyimages.com/p/z0c3461/external?q=RF23A9675MT%20360%20Spins>



RF23A967512 Carousel Image Order

Easy Ad Links:
R.COM <https://dam.gettyimages.com/p/z0c3461/external?q=RF23A9675%20White%20Glass%20RCOM>
S.COM <https://dam.gettyimages.com/p/z0c3461/external?q=RF23A9675%20White%20Glass%20SCOM>
360 Spin <https://dam.gettyimages.com/p/z0c3461/external?q=RF23A9675MT%20360%20Spins>






Carousel Images – Easy Ads Links




R.COM
Matte Black Steel: https://dam.gettyimages.com/p/z0c3461/external?o=AND&q=RF23A9675MT%20Carousel%20Images%20RCOM
Navy Steel: https://dam.gettyimages.com/p/z0c3461/external?o=AND&q=RF23A9675%20Navy%20Steel%20Carousel%20Images%20RCOM
Stainless Steel: https://dam.gettyimages.com/p/z0c3461/external?o=AND&q=RF23A9675AP%20Panel%20Ready%20Stainless%20Steel%20RCOM
Emerald Green Steel: https://dam.gettyimages.com/p/z0c3461/external?o=AND&q=RF23A9675AP%20Panel%20Ready%20Emerald%20Green%20Steel%20RCOM
Tuscan Steel: https://dam.gettyimages.com/p/z0c3461/external?o=AND&q=RF23A9675%20Tuscan%20Steel%20Carousel%20Images%20RCOM
White Glass: https://dam.gettyimages.com/p/z0c3461/external?o=AND&q=RF23A9675%20White%20Glass%20Carousel%20Images%20RCOM
Pink Glass: https://dam.gettyimages.com/p/z0c3461/external?o=AND&q=RF23A9675AP%20Panel%20Ready%20Pink%20Glass%20RCOM
Matte Grey Glass: https://dam.gettyimages.com/p/z0c3461/external?o=AND&q=RF23A9675AP%20Panel%20Ready%20Matte%20Grey%20Glass%20RCOM
Charcoal Glass: https://dam.gettyimages.com/p/z0c3461/external?o=AND&q=RF23A9675AP%20Panel%20Ready%20Charcoal%20Glass%20RCOM
Clementine Glass: https://dam.gettyimages.com/p/z0c3461/external?o=AND&q=RF23A9675AP%20Panel%20Ready%20Clementine%20Glass%20RCOM
Morning Blue Glass: https://dam.gettyimages.com/p/z0c3461/external?o=AND&q=RF23A9675AP%20Panel%20Ready%20Morning%20Blue%20Glass%20RCOM
Sunrise Yellow Glass: https://dam.gettyimages.com/p/z0c3461/external?o=AND&q=RF23A9675AP%20Panel%20Ready%20Sunrise%20Yellow%20Glass%20RCOM




S.COM
Matte Black Steel: https://dam.gettyimages.com/p/z0c3461/external?o=AND&q=RF23A9675MT%20Carousel%20Images%20SCOM
Navy Steel: https://dam.gettyimages.com/p/z0c3461/external?o=AND&q=RF23A9675%20Navy%20Steel%20Carousel%20Images%20SCOM
Stainless Steel: https://dam.gettyimages.com/p/z0c3461/external?o=AND&q=RF23A9675AP%20Panel%20Ready%20Stainless%20Steel%20SCOM
Emerald Green Steel: https://dam.gettyimages.com/p/z0c3461/external?o=AND&q=RF23A9675AP%20Panel%20Ready%20Emerald%20Green%20Steel%20SCOM
Tuscan Steel: https://dam.gettyimages.com/p/z0c3461/external?o=AND&q=RF23A9675%20Tuscan%20Steel%20Carousel%20Images%20SCOM
White Glass: https://dam.gettyimages.com/p/z0c3461/external?o=AND&q=RF23A9675%20White%20Glass%20Carousel%20Images%20SCOM
Pink Glass: https://dam.gettyimages.com/p/z0c3461/external?o=AND&q=RF23A9675AP%20Panel%20Ready%20Pink%20Glass%20SCOM
Matte Grey Glass: https://dam.gettyimages.com/p/z0c3461?o=AND&q=RF23A9675AP%20Panel%20Ready%20Matte%20Grey%20Glass%20SCOM
Charcoal Glass: https://dam.gettyimages.com/p/z0c3461/external?o=AND&q=RF23A9675AP%20Panel%20Ready%20Charcoal%20Glass%20SCOM
Clementine Glass: https://dam.gettyimages.com/p/z0c3461/external?o=AND&q=RF23A9675%20Clementine%20Glass%20Carousel%20Images%20SCOM
Morning Blue Glass: https://dam.gettyimages.com/p/z0c3461/external?o=AND&q=RF23A9675AP%20Panel%20Ready%20Morning%20Blue%20Glass%20SCOM
Sunrise Yellow Glass: https://dam.gettyimages.com/p/z0c3461/external?o=AND&q=RF23A9675AP%20Panel%20Ready%20Sunrise%20Yellow%20Glass%20SCOM

Product Messaging

**RF23A9675 – Bespoke Counter Depth 4-Door Flex™ Refrigerator
(23 cu. ft.) in Customizable Panel**

Features and Benefits – RF23A9675					
Overall Product Headline	Feature Name	Long Body Copy	Short Body Copy	Associated Image	
Customizable Door Colors	Color Customization	Customize the design of your refrigerator with changeable door panels. Choose from a variety of colors and two finishes to create a space that fits your style.	With customizable door panels, choose from twelve colors and two finishes to create a space that fits your style.		
Press or Pour – Water Two Ways	Beverage Center™	Quick access to refreshingly cool, filtered water two ways. Choose from an internal dispenser or a built-in pitcher that automatically refills, with the option to infuse with a flavor.	Choose from an internal dispenser or a built-in AutoFill Water Pitcher.		
Ice your way	Dual Ice Maker with Ice Bites™	Enjoy your favorite beverage with your choice of ice. Select from cubed ice or Ice Bites™ that chill your drink faster.	Select from cubed ice or Ice Bites™ that chill your drink faster.		

Features and Benefits – RF23A9675 (Continued)				
Overall Product Headline	Feature Name	Long Body Copy	Short Body Copy	Associated Image
Convert from fridge to freezer	FlexZone™	Customize your lower-right storage space to be a refrigerator or freezer. With five adjustable settings, you choose what foods to store from fruits and vegetables to your favorite ice cream.	Customize your lower-right storage space to be a refrigerator or freezer.	 The image shows a diagram of the FlexZone feature on the left, which is a small icon of a refrigerator door with a blue arrow pointing to the bottom right section. To the right of the diagram is a photograph of the refrigerator's interior, showing the lower-right section with its door open, revealing adjustable shelves and drawers. The FlexZone™ logo is positioned between the diagram and the photo.
More space, more ways to stay organized	Large Capacity	With 23 cu. ft. of capacity, this spacious refrigerator is designed for convenience, offering flexibility and organization to store and access all your favorite foods with ease.	23 cu. ft. of flexible storage space to fit all the food you love, with room for more.	 A photograph showing the interior of the refrigerator with all four doors open. The shelves are filled with various food items, including fruits, vegetables, and packaged goods, demonstrating the large capacity and organization of the appliance.
Designed for a modern, built-in look	Modern Design	Flat Panel door design with easy-to-open recessed handles blends into your cabinetry to give you a modern built-in-look.	Modern, built-in look that blends into your cabinetry.	 A photograph of the refrigerator in a modern kitchen setting. The refrigerator is integrated into a wooden cabinetry system, with its flat panel door and recessed handles blending seamlessly with the surrounding cabinets. The kitchen features a large window, a modern countertop, and a pool in the background.

Features and Benefits – RF29A9675 (Continued)				
Overall Product Headline	Feature Name	Long Body Copy	Short Body Copy	Associated Image
Flexible freshness	Flex Crisper™ Drawer	A flexible storage drawer that is perfect for storing meats, veggies, or cheeses at their optimal temperature with two customizable temperature settings.	A convertible temperature drawer to store all your food at their optimal temperature.	
Fresh air, day after day	UV Deodorizing Filter	Keep the air in your fridge fresh day after day with a built-in deodorizing filter. The filter reduces odor from the air in your fridge, while UV technology continuously cleans the filter itself.	Keep the air in your fridge fresh day after day with a built-in deodorizing filter with UV technology that continuously cleans the filter itself.	
Powerful cooling performance	Triple Cooling	A premium cooling system featuring three evaporators for ultimate freshness and providing precise temperature and humidity controls in all three zones to help your food stay fresher longer.	Precise temperature and humidity controls in all three zones to help your food stay fresher longer.	

90-Day Satisfaction Guarantee

If your panel colors don’t perfectly fit your style, we’ve got you covered with a 90-day exchange period for the front door panels only.*

*Purchasers of Refrigerator Models RF23A9675 and RF29A9675 are eligible to exchange the front door panels once within 90 days of order date for new front door panels of another color. To initiate exchange contact Samsung at 1-833-554-0084 or BESPOKESupport@sea.samsung.com. Dated proof of purchase is required. This is an exchange only option for the front door panels. Exchange process includes removal of old front door panels and installation of new front door panels. All terms, conditions, and limitations in the Refrigerator Limited Warranty apply, including the limitation on implied warranties (where permitted by law).

Lifestyle Images

**RF23A9675 – Bespoke Counter Depth 4-Door Flex™ Refrigerator
(23 cu. ft.) in Customizable Panel**

Lifestyle Images

Easy Ads link
<https://dam.gettyimages.com/p/z0c3461/external?o=AND&q=RF23A9675%20Lifestyle%20Images>



Product Specs

**RF23A9675 – Bespoke Counter Depth 4-Door Flex™ Refrigerator
(23 cu. ft.) in Customizable Panel**

Review Mapping

SKU	Type	Color
RF23A9675AP	Counter Depth 4-Door Flex™	Custom Panel-Ready
RF23A9675MT	Counter Depth 4-Door Flex™	Matte Black Steel
RF23A967512	Counter Depth 4-Door Flex™	White Glass

Related Product

Water Filter
HAF-QIN

Spec Sheet

Easy Ads link

https://dam.gettyimages.com/p/z0c3461/external?o=AND&q=RF23A9675%20Spec%20Sheet

RF23A9675

Bespoke Counter Depth 4-Door Flex™ Refrigerator
(23 cu. ft.) in Customizable Panel

Signature Features

Color Customization
Customize the design of your refrigerator with changeable door panels. Choose from a variety of colors and two finishes to create a space that fits your style.

Beverage Center™
Quick access to refreshingly cool, filtered water two ways. Choose from an internal dispenser or a built-in pitcher that automatically refills, with the option to infuse with a flavor.

Dual Ice Maker with Ice Bites™
Enjoy your favorite beverage with your choice of ice. Select from cubed ice or Ice Bites that chill your drink faster. Makes up to 6 lbs per day, stores up to 6.8 lbs total.

Bespoke 4-Door Flex™ Standard Color Models

White Glass

Matte Black Steel

Custom Panel-Ready

Bespoke Panel Color Selection

Stainless Steel

Tuscan Steel

Charcoal Glass

Matte Black Steel

Matte Grey Glass

White Glass

Navy Steel

Pink Glass

Emerald Green Steel

Morning Blue Glass

Clementine Glass

Sunrise Yellow Glass

Design

- Color Customization
- Beverage Center™
- Modern Design
- LED Lighting

Technology

- Dual Ice Maker with Ice Bites™ and Cubed Ice
- UV Deodorizing Filter
- Wi-Fi Enabled

Performance

- FlexZone™
- Flex Crisper™ Drawer
- Triple Cooling

Rating

ENERGY STAR® rated: 634 kWh/yr

ADA Compliant

RF23A9675

Bespoke Counter Depth 4-Door Flex™ Refrigerator
(23 cu. ft.) in Customizable Panel

Installation Specifications

- Measure the height, width and depth of the opening, making sure to include baseboards, molding tile, countertop overhang, etc. Check to be sure there is enough room to open the door (consider walls, islands or other obstacles when measuring).
- Refer to illustration below to determine dimensions.
- Allow 2.5" of clearance on hinge side of refrigerator when installing next to a wall where handle may make contact.
- Allow 1" minimum clearance at rear for proper air circulation and water/electrical connections. Allow a 5/8" minimum clearance at sides and top for ease of installation.
- Ensure each door and entryway in the home is wide enough for the refrigerator to be moved through easily.

For optimal usage and ability to open refrigerator doors completely, do not install next to a wall.

Please note: The following dimension and cutout information is for planning purposes only. For complete installation details, consult manual packed with product or download manual online at [samsung.com](https://www.samsung.com).

Dimensions

Total Capacity: 22.8 cu. ft.

Refrigerator: 14.0 cu. ft.

- 4 Tempered Glass Spill-Proof Shelves
- 2 Clear Drawers: Flex Crisper™ and Crisper+
- 6 Door Bins
- Right: 1 Gallon Bin, 2 Regular Bins
- Left: 1 Gallon Bin, 2 Regular Bins
- LED Lighting

Freezer: 8.8 cu. ft.

- Dual Ice Maker in Freezer (Cubed Ice or Ice Bites™)
- 2 Ice Buckets with Cover and 1 Scoop
- 3 Slide-Out Shelves
- 2 Clear Drawers
- 6 Door Bins
- LED Lighting

Accessories

Water Filter: HAF-QIN

Warranty

One (1) Year Parts and Labor on Refrigerator
Two (2) Years Parts and Labor on Ice Maker
Five (5) Years Parts and Labor on Sealed Refrigeration System Only*
Ten (10) Years Parts and Five (5) Years Labor on Digital Inverter Compressor

*Compressor, evaporator, condenser, drier and connecting tubing.

Product Dimensions

Dimensions (WxHxD with hinges and doors): 35 7/8" x 73" x 28 3/4"

Dimensions (WxHxD without hinges and door): 35 1/8" x 70 3/4" x 24"

Shipping Dimensions (WxHxD)

Dimensions: 38 1/4" x 78 7/8" x 31 1/4"

Color	Model #	UPC Code	Product & Shipping Weight (lbs)
Matte Black Steel	RF23A9675MT	887276595320	339.5 361.6
White Glass	RF23A967512	887276651378	346.1 368.2
Custom Panel-Ready	RF23A9675AP	887276525655	317.5 339.5

Actual color may vary. Design, specifications, and color availability are subject to change without notice. Non-metric weights and measurements are approximate.
©2022 Samsung Electronics America, Inc., 85 Challenger Road, Ridgefield Park, NJ 07660. Tel: 800-SAMSUNG, [samsung.com](https://www.samsung.com). Samsung is a registered trademark of Samsung Electronics Co., Ltd.

Spec Sheet - back

Refrigerator: Overview | Messaging | Specs | Icons

Samsung proprietary and confidential

Will It Fit Guide

Easy Ads link

https://dam.gettyimages.com/p/z0c3461/external?o=AND&q=RF23A9675%20Spec%20Sheet

22.8 cu. ft. BESPOKE 4-Door Flex™

MODEL RF23A9675 DIMENSIONS

SAMSUNG

Be sure your new fridge will fit

Don't wait until delivery to be sure your new refrigerator will fit – both in your kitchen and through all doorways. This guide includes all pertinent measurements and clearances so you can buy with confidence.

WIDTH
(FITS 36" OPENING)
35 1/2"

DEPTH TO DOOR
28 1/4"

DEPTH WITHOUT DOOR
24"

HEIGHT WITHOUT HINGE
70 1/4"

HEIGHT WITH DOORS AND HINGE
73"

REAR WALL

2" WALL CLEARANCE

DEPTH WITHOUT DOOR
24"

DEPTH WITH DOOR OPEN 90°
43"

CUTOUT DEPTH
26"

TOTAL INSTALLATION DEPTH
30 3/4"

WITH DOORS OPEN 125°
59"

Counter Depth Refrigerator

Counter depth models sit flush with your kitchen cabinets for a premium, built-in look. They are perfect for galley and island kitchens where space is limited.

Measure height including flooring. Be sure to allow for hinge clearance height if needed.

Measure width including countertop overhang.

Measure depth including molding or trim.

Installation clearances

✓Allow 3 3/4" of clearance when installing along a wall. This will allow for the door to open 90 degrees without the handle contacting the wall.

✓Allow 2" minimum clearance at rear for proper air circulation and water/electrical connections.

✓Allow a 3/8" minimum clearance at sides and top for ease of installation.

For optimal usage and ability to open refrigerator doors completely, do not install next to a wall.

Please note: The above dimension and cutout information is for planning purposes only. For complete installation details, consult manual packed with product or download manual online at [samsung.com](#).

Walk the delivery route

✓Identify the narrowest opening that the appliance will travel through, from outside the home to the location where it will be installed.

✓Appliance depth or width must be smaller than the width of the narrowest opening.

Energy Guide and User Manual

Easy Ads link

<https://dam.gettyimages.com/p/z0c3461/external?o=AND&q=RF23A9675%20Energy%20Label>

U.S. Government

Federal law prohibits removal of this label before consumer purchase.

ENERGYGUIDE

Refrigerator-Freezer

Automatic Defrost

Bottom-Mounted Freezer

No Through-the-Door Ice Service

Samsung

Model RF23A9675**

Capacity: 22.8 Cubic Feet

Compare ONLY to other labels with yellow numbers.

Labels with yellow numbers are based on the same test procedures.

Estimated Yearly Energy Cost

\$76

Cost Ranges

Models with similar features

\$71\$83

All models

\$45\$98

634 kWh

Estimated Yearly Electricity Use

Energy Star

ENERGY STAR

Your cost will depend on your utility rates and use.

Both cost ranges based on models of similar size capacity.

Models with similar features have automatic defrost, bottom-mounted freezer, and no through-the-door ice.

Estimated energy cost based on a national average electricity cost of 12 cents per kWh.

ftc.gov/energy

Energy Guide

Easy Ads link

<https://dam.gettyimages.com/p/z0c3461/external?o=AND&q=RF23A9675%20User%20Manual>

Refrigerator

User manual

Free Standing Appliance

SAMSUNG

User Manual

Bespoke Panel Installation Guide

Easy Ads link

https://dam.gettyimages.com/p/z0c3461/external?o=AND&q=Bespoke%20Installation%20Guide

Installation Instruction

EN

Depending on the product type, the number of clips may differ but the installation guide applies the same.

MES

Dependiendo del tipo de producto, la cantidad de grapas puede diferir, pero la guía de instalación aún aplica.

CFR

En fonction du type de produit, le nombre de brides peut varier mais le guide d'installation reste le même.

1

1.1

1.2

1.3

2

2.1

2.2

2.3

2.4

2.5

Installation Instruction

CAUTION

EN

- Place the top panel into the groove along the bottom of the top door and press the edges of the panel in to secure it as shown in figure 1.3. Make sure that there is no gap between the panel and the door. Once the panel is securely installed, insert the retaining clips as shown in figure 1.5.
- Place the middle or bottom panel into the groove along the top of the bottom door and press the edges of the panel in to secure it as shown in figure 2.3. Make sure that there is no gap between the panel and the door. Once the panel is securely installed, insert the retaining clips as shown in figure 2.5. (The number of clips differs with the product type.)
- After inserting the panel properly, make sure it is firmly secured by pressing its edges tightly.
- Ensure there is no gap between the panel and the door and the retaining clips are fully inserted to prevent the panel from falling off due to external forces.

- Wear gloves without ornaments such as rings before working on the installation.
- It is recommended to use a chair or ladder when working on a higher portion of the product. Be careful not to fall.
- For safety reasons, two or more persons are recommended to handle the product.
- When removing the bottom clips, take caution not to drop them under the bottom of the product.

PRECAUCIÓN

MES

- Inserte el panel superior en el canal de abajo de la puerta superior y presione los bordes del panel para ensamblarlo como se muestra en la figura 1.3. Verifique que no haya espacio entre el panel y la puerta en ningún punto alrededor del marco y después fíjelo insertando los clips como se muestra en la figura 1.5.
- Coloque el panel central o inferior en la ranura a lo largo de la parte superior de la puerta inferior y presione los bordes del panel para asegurarlo como se muestra en la figura 2.3. Asegúrese de que no quede espacio entre el panel y la puerta. Una vez que el panel quede instalado en forma segura, inserte las grapas de retención como se muestra en la figura 2.5. (La cantidad de grapas varía según el tipo de producto).
- Luego de colocar el panel adecuadamente, asegúrese de que quede bien agarrado presionando sus bordes con firmeza.
- Si los clips no se insertan completamente o hay un espacio entre el panel y la puerta, el panel puede caerse con cualquier impacto externo, como golpes o cerrando fuerte la puerta.

- Use guantes sin accesorios tales como anillos antes de trabajar en la instalación.
- Se recomienda el uso de una silla o una escalera al trabajar en la parte superior del producto. Tenga cuidado de no caerse.
- Por razones de seguridad, se recomienda que el producto sea manipulado por dos o más personas.
- Al quitar las grapas de la parte inferior, tenga cuidado de que no se caigan debajo del producto.

ATTENTION

CFR

- Insérez le panneau supérieur dans la rainure de fixation de la partie inférieure de la porte supérieure, puis appuyez sur le bord du panneau pour le fixer comme indiqué à la figure 1.3, et vérifiez qu'il n'y a pas d'espace entre le panneau et la porte, puis fixez-le en insérant les clips comme illustré à la figure 1.5.
- Placez le panneau central ou inférieur dans la rainure le long de la partie supérieure de la porte inférieure et appuyez sur les bords du panneau pour le fixer comme indiqué sur la figure 2.3. Vérifiez l'absence d'espace entre le panneau et la porte. Une fois le panneau correctement installé, insérez les brides de retenue comme indiqué sur la figure 2.5. (Le nombre de brides varie en fonction du type de produit.)
- Une fois le panneau inséré correctement, appuyez fermement sur ses bords pour vous assurer de sa fixation adéquate.
- Si les clips ne sont pas complètement insérés ou s'il y a un espace entre le panneau et la porte, le panneau peut tomber à la suite d'un choc externe.

- Portez des gants sans bijoux, telles que des bagues, lorsque vous procédez à l'installation.
- Il est recommandé d'utiliser une chaise ou une échelle lorsque vous intervenez sur une partie en hauteur de l'appareil. Faites attention à ne pas tomber.
- Pour des raisons de sécurité, deux personnes ou plus sont recommandées pour manipuler l'appareil.
- Lors du retrait des brides inférieures, veillez à ne pas les faire tomber sous l'appareil.

Refrigerator: Overview | Messaging | Specs | Icons

Samsung proprietary and confidential

Warranty

Easy Ads link

https://dam.gettyimages.com/p/z0c3461/external?o=AND&q=RF23A9675%20Warranty

Limited Warranty (U.S.A)

RF29A9675
RF23A9675

SAMSUNG REFRIGERATOR

LIMITED WARRANTY TO ORIGINAL PURCHASER WITH PROOF OF PURCHASE

This SAMSUNG brand product, as supplied and distributed by Samsung Electronics America, Inc. (SAMSUNG) and delivered new, in the original carton to the original consumer purchaser, is warranted by SAMSUNG against manufacturing defects in materials or workmanship for the limited warranty period of:

- One (1) Year Parts and Labor on Refrigerator
- Two (2) Years Parts and Labor on Ice Maker
- Five (5) Years Parts and Labor on Sealed Refrigeration System Only (Compressor, Evaporator, Condenser, Drier, and Connecting Tubing)
- Ten (10) Years Parts and Five (5) Years Labor on Digital Inverter Compressor

This limited warranty is valid only on products purchased and used in the United States that have been installed, operated, and maintained according to the instructions attached to or furnished with the product. To receive warranty service, the purchaser must contact SAMSUNG at the address or phone number provided below for problem determination and service procedures. Warranty service can only be performed by a SAMSUNG authorized service center. The original dated bill of sale must be presented upon request as proof of purchase to SAMSUNG or SAMSUNG’s authorized service center to receive warranty service.

SAMSUNG will provide in-home service within the contiguous United States during the warranty period at no charge, subject to availability of SAMSUNG authorized servicers within the customer’s geographic area. If in-home service is not available, SAMSUNG may elect, at its option, to provide transportation of the product to and from an authorized service center. If the product is located in an area where service by a SAMSUNG authorized servicer is not available, you may be responsible for a trip charge or required to bring the product to a SAMSUNG authorized service center for service.

To receive in-home service, product must be unobstructed and accessible to the Service agent.

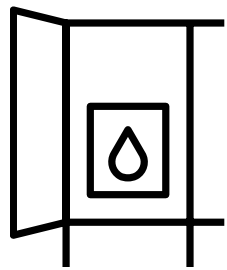
During the applicable warranty period, a product will be repaired, replaced, or the purchase price refunded, at the sole option of SAMSUNG. SAMSUNG may use new or reconditioned parts in repairing a product, or replace the product with a new or reconditioned product. Replacement parts and products are warranted for the remaining

Feature Icons

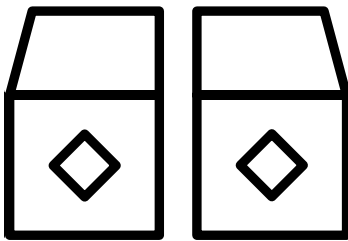
**RF23A9675 – Bespoke Counter Depth 4-Door Flex™ Refrigerator
(23 cu. ft.) in Customizable Panel**

Feature Icons


Easy Ads link
<https://dam.gettyimages.com/p/z0c3461/external?o=AND&q=9675%20Icons>




Beverage Center™



Dual Auto Ice Maker



FlexZone™



Wi-Fi Connectivity



ENERGY STAR®
Certified

SAMSUNG