

ASSEMBLY INSTRUCTION
MADE IN VIETNAM


T550-1

Thank you for purchasing this quality product. Be sure to check all packing materials carefully for small parts that may have come loose inside the carton during shipment.

Before you start assembly: Please read all instructions carefully before beginning the assembly process. It is recommended that 2 people work together during assembly to prevent personal injury and to ensure that heavy or cumbersome parts are not damaged during the process.


CAUTION: For your safety, this product requires two people to lift

Assembled Dimensions

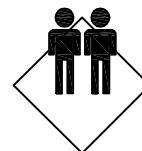


15 MINUTES

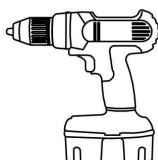
APPROXIMATE ASSEMBLY TIME



2 PERSONS



REQUIRED ASSEMBLY SPACE

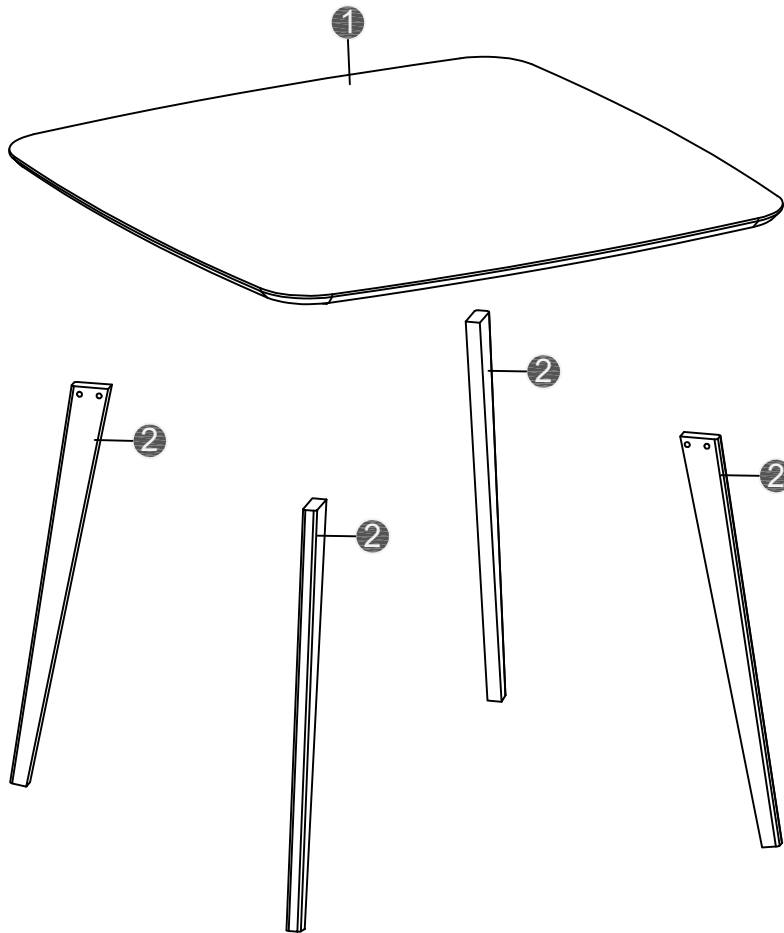




RECOMMENDED ASSEMBLY TOOLS

NOT PROVIDED

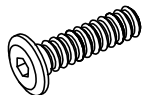
ITEM NO.: T550-1

PART LIST



NO.		PART LIST	QTY
(1)		TABLE TOP	1
(2)		TABLE LEG	4

HARDWARE LIST



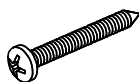
8x
1/4" x 60mm
A
BOLT



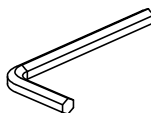
8x
1/4" x 13 x 1mm
B
SPRING WASHER



8x
1/4" x 13 x 1.5mm
C
FLAT WASHER



4x
4 x 25mm
D
SCREW



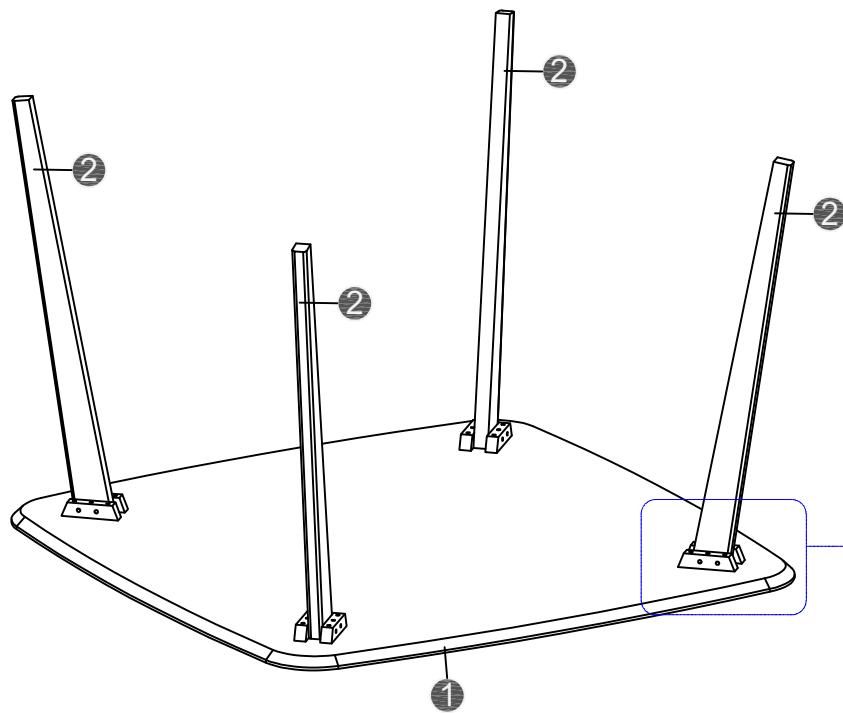
1x
M4x60mm
E
"L" ALLEN KEY








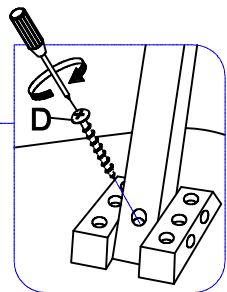
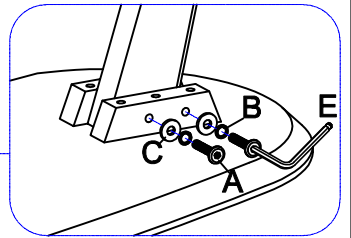
1x
M4x76mm
F
STRAIGHT ALLEN KEY

ITEM NO.: T550-1

STEP 1



				
8x	8x	8x	4x	1x
C	B	A	D	E



STEP 2

