

SELECT ACCOUNT

Search the Catalog

Search for Availability

NEW

Best Base with Lumbar and Audio Twin XL Adjustable Base

SKU - M8X372 | Status - New



General Dimensions: Metric ☐
37" W x 79" D x 14" H

Weight : 134 lbs. | Cube : 7.35 ft


Style: Traditional

Showroom: Ashley Sleep


Division: Bedding

Color: Black


Size




California King



Twin XL



Queen



King

PRODUCT DESCRIPTION

Bedtime becomes the best time with the customizable comfort of this adjustable base. Whether you're reading before bed or aiming to reduce snoring, the adjustable head, foot and lumbar positions allow you to find the perfect position. Do soothing sounds help you slumber? The built-in speaker system caters to your audio needs. The base's motion-activated lighting makes it easy to navigate back to bed in the dark. And you can control it all without getting up, thanks to mobile app compatibility and a wireless remote.

- Head, foot and lumbar adjustable
- 3 programmable positions
- 3 preset positions: 2 anti-snore and zero gravity
- Built-in massage feature

- Speaker system with wireless connectivity
- Multi-color lighting with nighttime motion sensor
- App compatible
- Includes wireless remote
- Note: Purchasing mattress and foundation from two different brands may void warranty; check warranty for details
- State recycling fee may apply

DIMENSIONS

☐ General Dimensions: Metric

37" W x 79" D x 14" H

Inches	: 37" W x 79" D x 14" H	Carton:		Unit of	EA
		Inches	: 39" W x 41" D x 8" H	Measure:	
		Express Shipped:		Qty Per	1
		Inches	: 39" W x 41" D x 8" H	Carton:	
		Weight	: 134 lbs.		
		Cubes	: 7.35 ft		
		UPC	: 024052857399		

Weight : 134 lbs. | **Cube** : 7.35 ft

Get To Know Us

Customer Care

Get Inspired

Copyright © 2023 Ashley Furniture Industries, LLC

[Website Information](#)

[Privacy](#) | [Legal Notices and Terms of Use](#)

Need Technical Support
[Click here to Contact Us](#)