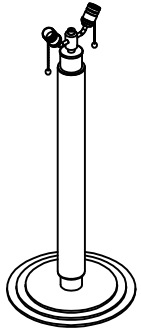


TA20013

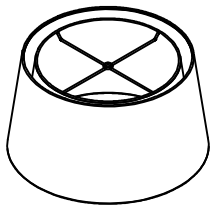
ASSEMBLY INSTRUCTION

P1 Lamp Body



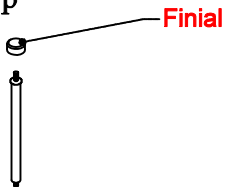
x 1

P2 Lamp Shade

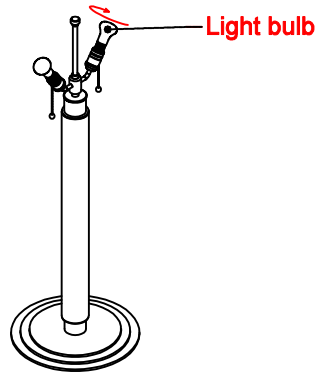


x 1

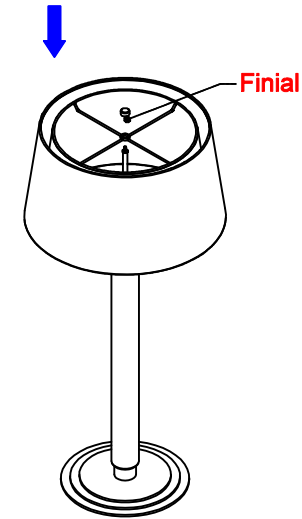
1 Shape brass harp




x 1



1. Install the light bulb by turning it clockwise.



2. After inserting the lamp shade to U-shape brass harp and lock by Finial.



3. Item ready to use.