

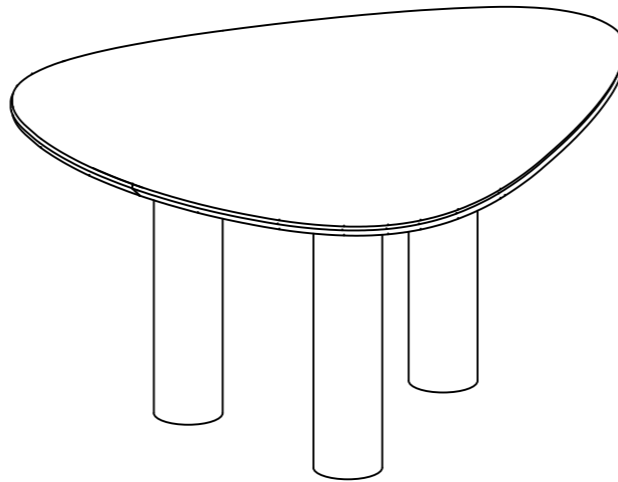
MOE'S

h o m e c o l l e c t i o n

ASSEMBLY INSTRUCTIONS.





FINLEY DINING TABLE NATURAL

EW-1019-24-0



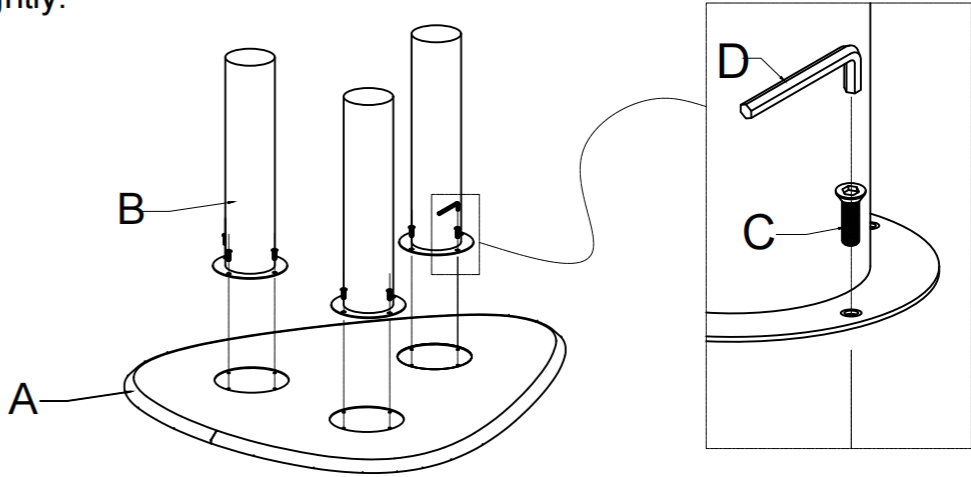
THANK YOU FOR YOUR PURCHASE!

PARTS AND HARDWARE.

NO.	DESCRIPTION	IMAGE	Q'TY
A	Table top		1
B	Base		3
C	Bolts (M6*15mm)		12
D	Allen key		1

STEP 1.

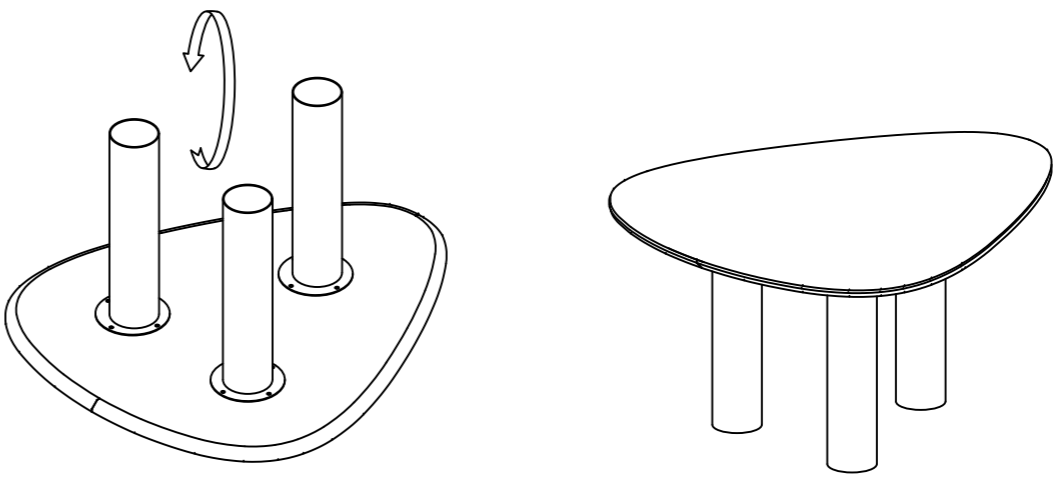
Assembling Legs with bolts (C), and Allen key (D) tightly.



STEP 2.

Assembly finished.

Reminder: Need at least 2 adults to lift up the assembled table completely. and keep the table away from the floor, then turn over the table.



NOTES

Thank you for purchasing this quality product!
Be sure to check all packing material carefully for small part that may have come loose inside the carton during shipping.

Caution: The item is heavy, assembly should be performed by two people.