

ASSEMBLY INSTRUCTIONS

ITEM #: B285-04 3 DRAWER NIGHTSTAND

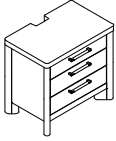
Thank you for purchasing this product. Be sure to check all packing material carefully for small parts that may have come loose inside the carton during shipment.

Before You Assemble: Please read all instructions carefully before beginning assembly.


It is recommended that 2 people work together during assembly to prevent personal injury and to ensure that heavy or cumbersome parts are not damaged during the process.

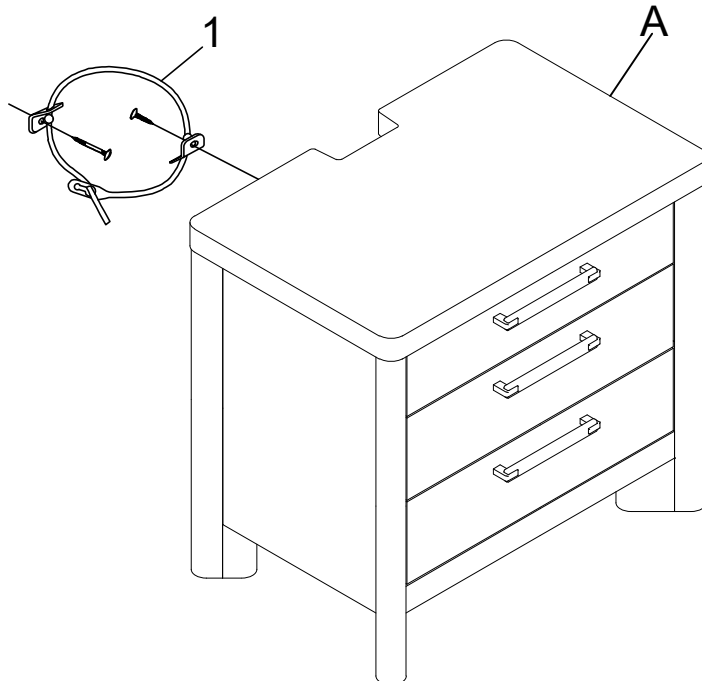
CAUTION: For your safety, this product requires two people to lift.

PARTS LIST:

NO	DESCRIPTION	SKETCH	QTY
A	3 DRAWER NIGHTSTAND		1PC

HARDWARE PACKAGE:

NO	DESCRIPTION	SKETCH	SIZE	QTY
1	Tipping Restraint kit			1 pc



NOTE : Anti-tipping hardware kit comes with this product. Please refer to the installation instruction in the hardware pack