

H 6500 BM

24 Inch Speed Oven

with combi-modes and Roast probe for precise-temperature cooking.



- TFT clear text display with touch operation - SensorTronic
- Easy cleaning – cavity with linen-weave pattern & PerfectClean
- The simple way to perfect results - automatic programs
- Fresh popcorn at your fingertips thanks to the Popcorn button
- Precise temperature control roasting - Food probe

EAN: 4002515475812 / material number: 09770670

| Construction type | |
|--|-----------------------------|
| Built-in wall speed oven | • |
| Design | |
| ContourLine | • |
| Appliance color | Clean Touch Steel |
| Control panel | SensorTronic |
| Convenience features | |
| Precise temperature control | 75 – 475 °F |
| Power levels | 80/150/300/450/600/850/1000 |
| Electronically controlled microwave power | • |
| Roast probe | • |
| Operating modes | |
| Defrost | • |
| MasterChef automatic programs | More than 100 |
| Auto roast | • |
| Gentle bake | • |
| Broil | • |
| Convection Bake | • |
| Intensive bake | • |
| Slow roast | • |
| Microwave | • |
| Combi Auto Roast | • |
| Micro Broil | • |
| Combi Bake | • |
| Combi Broil | • |
| Surround | • |
| Bake | • |
| Convection Broil | • |
| Special modes | • |
| Control panel | |
| MultiLingua | • |
| ComfortSwivel handle | • |
| Search function automatic programs | • |
| Popcorn function | • |
| Time of day display | • |
| Date display | • |
| Minute minder | • |
| Time buffer in h | 200 |
| Start-stop programming | • |
| Automatic switch-off | • |
| Programmable cooking time | • |
| Entry via number keypad | • |
| Actual temperature display | • |
| Default temperatures | • |
| Acoustic signal when desired temperature is reached | • |
| Recommended microwave output for each operating mode | • |
| Minute Plus button | • |
| Sabbath program | • |
| Individual settings | • |

More information at www.MieleUSA.com

For further information please see next page...

H 6500 BM

24 Inch Speed Oven

with combi-modes and Roast probe for precise-temperature cooking.

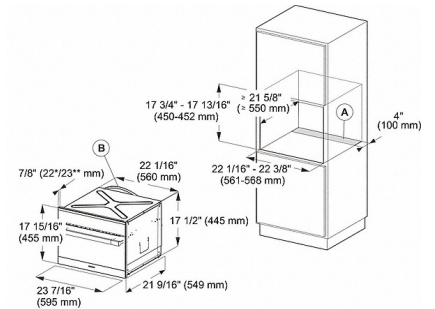
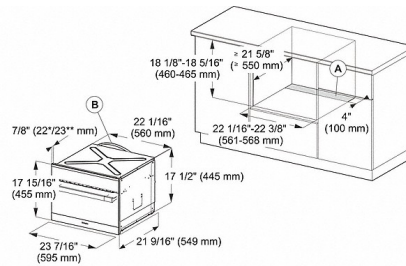


| Door | |
|--|---------------|
| CleanGlass door | • |
| Door contact switch | • |
| Door hinge side | Bottom |
| Cavity | |
| Cavity volume in cu.ft(l) | 1.52 (43) |
| No. of rack levels | 3 |
| No. of halogen lamps | 1 |
| Cleaning convenience | |
| Stainless steel front with Clean Touch Steel surface | • |
| Stainless-steel cavity with linen surface structure | • |
| Foldable broil heater element | • |
| Efficiency and sustainability | |
| Energy-saving lighting circuit | • |
| Residual heat utilization | • |
| Rapid PreHeat | • |
| Safety | |
| Appliance cooling system with cool touch front | • |
| Safety cut-out | • |
| System lock | • |
| Door contact switch | • |
| Technical data | |
| Niche depth in in. (mm) | 21 3/4 (550) |
| Appliance width in in.(mm) | 22 1/16 (559) |
| Appliance height in in.(mm) | 17 5/8 (446) |
| Weight in lbs. (kg) | 94.80 (43.0) |
| Total connected load in kW | 4.0 |
| Voltage in V | 240/208 |
| Fuse rating in A | 30 |
| Number of phases | 1 |
| Standard accessories | |
| PerfectClean baking and roasting rack | 1 |
| Glass tray | 2 |
| Connection wire with plug | • |

H 6500 BM

24 Inch Speed Oven

with combi-modes and Roast probe for precise-temperature cooking.

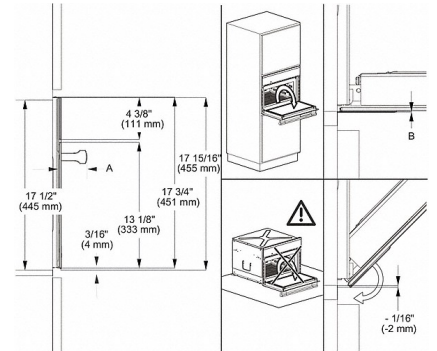
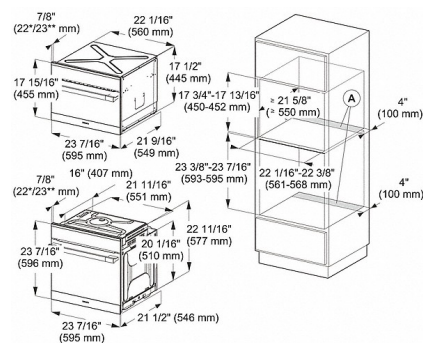


H 6000 BM - 45 cm (Installation drawing) - USA

A = Cut-out (4" x 22" / 100 mm x 560 mm) in the bottom of the cabinet for power cord and Ventilation
B = Power cord with plug
* Oven with glass front
** Oven with metal front

H 6000 BM - 45 cm (Installation drawing) - USA

A = Cut-out (4" x 22" / 100 mm x 560 mm) in the bottom of the cabinet for power cord and Ventilation
B = Power cord with plug
* Oven with glass front
** Oven with metal front



H 6000 BM - 45 cm (Installation drawing) - USA

A = Cut-out (4" x 22" / 100 mm x 560 mm) in the bottom of the cabinet for power cord and Ventilation
B = Power cord with plug
* Oven with glass front
** Oven with metal front

H 6000 BM - 45 cm (Installation drawing) - USA

A =
H61xx: 2 5/16" (59 mm)
H62xx: 1 5/8" (42 mm)
H65xx: 2 3/4" (69 mm)
H66xx: 1 5/8" (42 mm)
H67xx: 2 3/4" (69 mm)
H68xx: 1 5/8" (42 mm)

B =
Speed oven with glass front: 1/16" (2.2 mm)
Speed oven with metal front: 1/16" (1.2 mm)