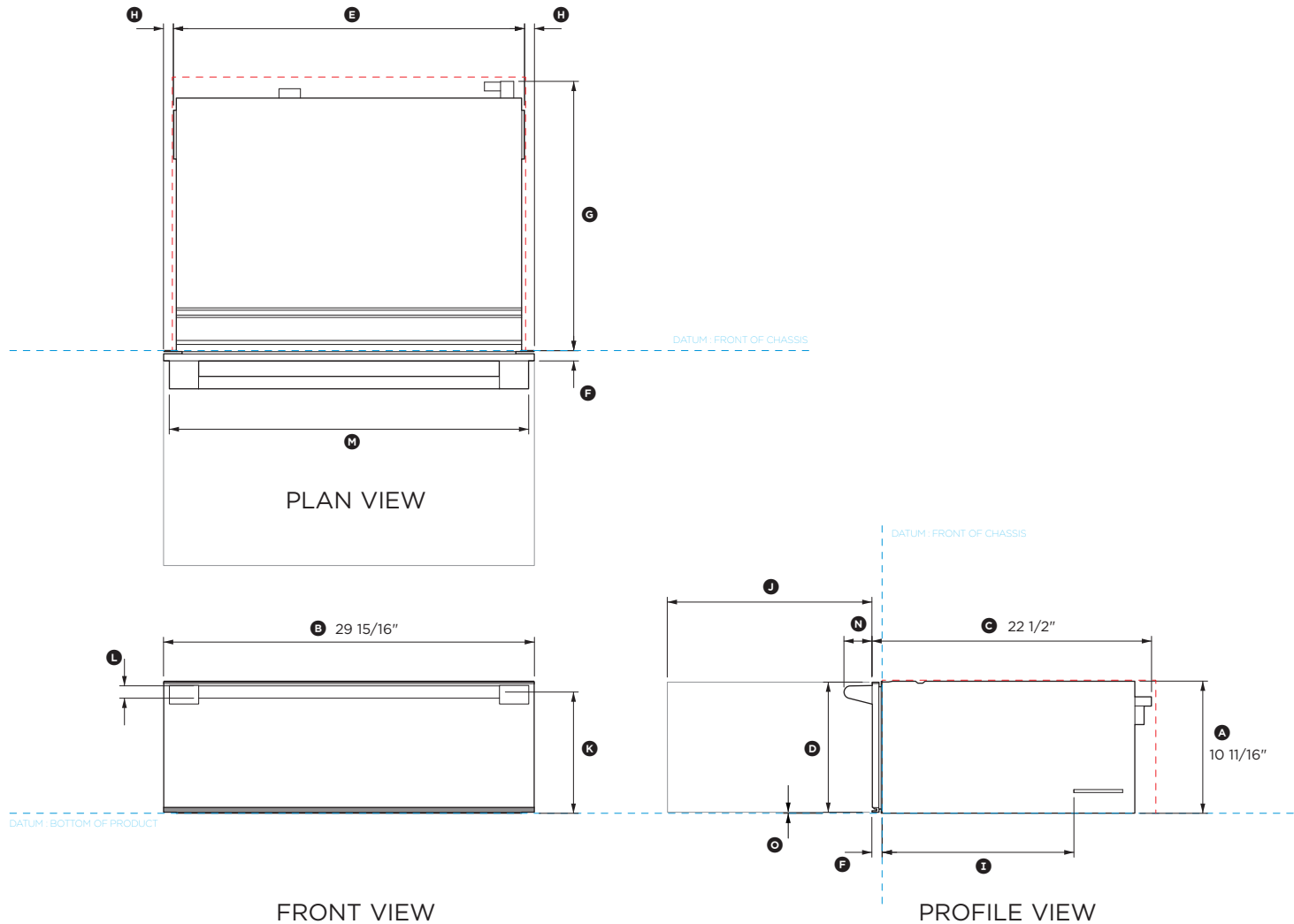


# FISHER & PAYKEL

## DATA SHEET Vacuum Seal Drawer, 30" - Professional style

Model no:  
**VB30SPEX1**  
(refer page 2 for metric measurements)



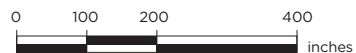
| Product Dimensions  | in        |
|---|-----------|
| Ⓐ Overall height of vacuum drawer                             | 10 11/16" |
| Ⓑ Overall width of vacuum drawer                              | 29 15/16" |
| Ⓒ Overall depth of drawer (includes front panel & power plug) | 22 1/2"   |
| Ⓓ Height of drawer front panel                                | 10 1/2"   |
| Ⓔ Width of chassis (includes side brackets)                   | 28 5/16"  |
| Ⓕ Depth of drawer front panel and flange                      | 13/16"    |
| Ⓖ Depth of chassis (includes power plug, excludes flange)     | 21 11/16" |
| Ⓗ Distance from side bracket to side of drawer front          | 13/16"    |
| Ⓙ Distance from rear of flange to side bracket                | 15 5/16"  |
| Ⓚ Depth of open drawer (measured from front of drawer panel)  | 16 1/2"   |
| Ⓛ Height from bottom of product to center of handle rail      | 9 13/16"  |
| Ⓜ Handle rail diameter  | 1"        |
| Ⓨ Width of handle   | 29"       |
| Ⓩ Depth of handle standoffs                                   | 2 1/4"    |
| Ⓟ Height from bottom of chassis to bottom of front panel      | 1/16"     |

| Clearance Dimensions  | in       |
|---|----------|
| Minimum inside height of cavity   | 10 3/4"  |
| Minimum inside width of cavity  | 28 1/2"  |
| Minimum inside depth of cavity  | 22 1/16" |
| Overall width of cabinetry  | 30 1/16" |
| Minimum clearance between top of front panel and upper cabinetry panel    | 1/8"     |
| Minimum clearance between bottom of front panel and lower cabinetry panel | 1/16"    |

INDICATES CABINETRY / PRODUCT DATUM -----  
INDICATES CABINETRY CLEARANCES - - - - -

DATE: 07.04.2021

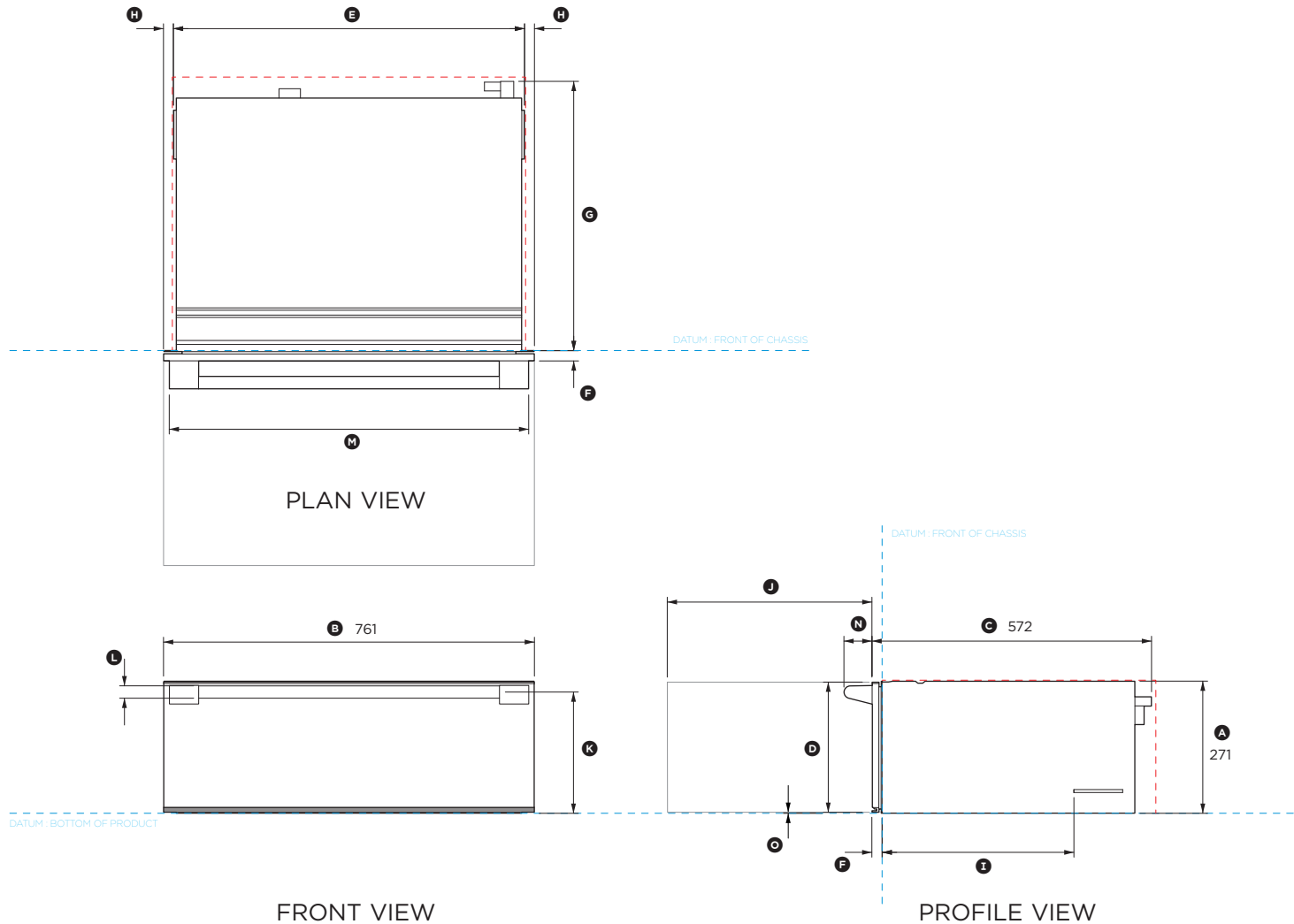
IMPORTANT NOTE: Throughout this guide, dimensions may vary by  $\pm 2\text{mm}$  (1/16"). Please read the installation manual for detailed information on installing the product. For full installation instructions & specifications visit [fisherpaykel.com](http://fisherpaykel.com)



# FISHER & PAYKEL

## DATA SHEET Vacuum Seal Drawer, 30" - Professional style

Model no:  
**VB30SPEX1**  
(refer page 1 for imperial measurements)



| Product Dimensions  | mm  |
|---|-----|
| Ⓐ Overall height of vacuum drawer                             | 271 |
| Ⓑ Overall width of vacuum drawer                              | 761 |
| Ⓒ Overall depth of drawer (includes front panel & power plug) | 571 |
| Ⓓ Height of drawer front panel                                | 267 |
| Ⓔ Width of chassis (includes side brackets)                   | 720 |
| Ⓕ Depth of drawer front panel and flange                      | 20  |
| Ⓖ Depth of chassis (includes power plug, excludes flange)     | 551 |
| Ⓗ Distance from side of bracket to side of drawer front       | 20  |
| Ⓙ Distance from rear of flange to side bracket                | 389 |
| Ⓚ Depth of open drawer (measured from front of drawer panel)  | 419 |
| Ⓛ Height from bottom of product to centre of handle rail      | 249 |
| Ⓝ Handle rail diameter  | 25  |
| Ⓜ Width of handle   | 736 |
| Ⓞ Depth of handle standoffs                                   | 58  |
| Ⓟ Height from bottom of chassis to bottom of front panel      | 2   |

| Clearance Dimensions  | mm  |
|---|-----|
| Minimum inside height of cavity   | 273 |
| Minimum inside width of cavity  | 724 |
| Minimum inside depth of cavity  | 560 |
| Overall width of cabinetry  | 764 |
| Minimum clearance between top of front panel and upper cabinetry panel    | 3   |
| Minimum clearance between bottom of front panel and lower cabinetry panel | 2   |

INDICATES CABINETRY / PRODUCT DATUM -----  
INDICATES CABINETRY CLEARANCES -----

DATE: 07.04.2021

IMPORTANT NOTE: Throughout this guide, dimensions may vary by  $\pm 2\text{mm}$  (1/16"). Please read the installation manual for detailed information on installing the product. For full installation instructions & specifications visit [fisherpaykel.com](http://fisherpaykel.com)

