


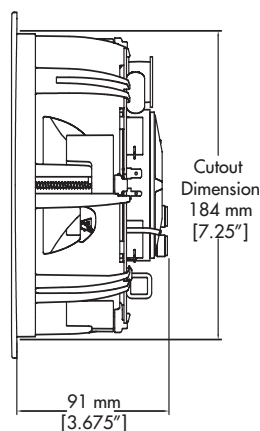
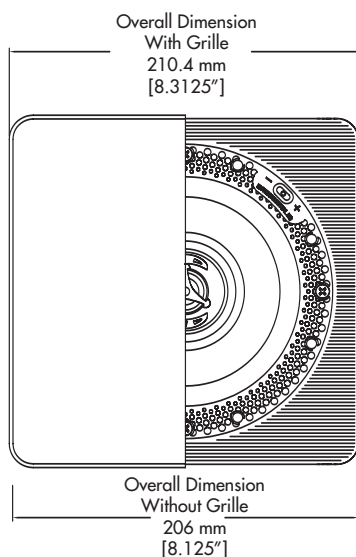
DI 6.5S In-Ceiling Loudspeaker

Disappearing™ In-Wall Series

Definitive Technology®
The Leader in High-Performance Loudspeakers®



Extraordinary High-Performance Speakers that Virtually Disappear in Your Room



The DI 6.5S *Disappearing™ In-Wall* speaker features near-invisibility thanks to its small diameter, hidden flange design, and low-profile micro-perf grille. It is as easy to install as traditional flanged flush-mount speakers, and doesn't require custom sheetrock/spackle skills to install, yet it looks practically invisible when installed in a ceiling.

The DI 6.5S features Definitive's most advanced technologies such as an advanced BDSS Driver and pivoting Pure Aluminum Dome Tweeter for spectacular audio performance far beyond traditional flush-mount speakers.

Definitive's exclusive Balanced Double Surround System (BDSS) Driver technology permits the DI 6.5S to deliver more bass output and dynamic range than competitive 8" speakers.

With a pivoting 1" Pure Aluminum Dome Tweeter, featuring a specially shaped Waveguide housing that avoids the diffraction distortions of bridge-mounted tweeters, and a sophisticated adjustable crossover network, the DI 6.5S *Disappearing In-Wall* delivers the kind of lifelike sonic performance and broad, even dispersion that have made Definitive Technology the leader in high-performance loudspeakers.

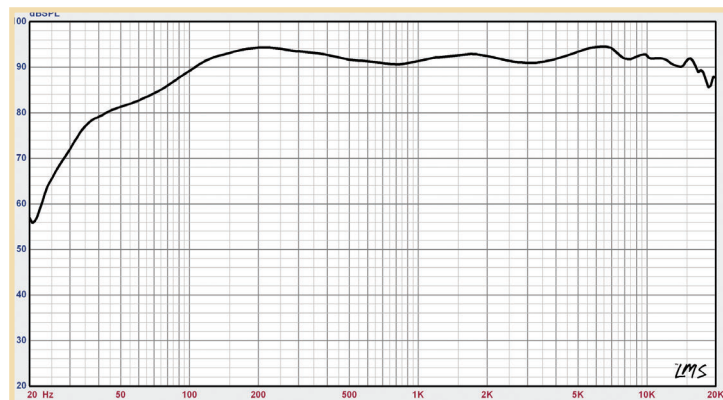
- **Simple conventional installation — no spackle work required**
- **Latest generation BDSS Drivers for superior bass and dynamic range**
- **Pivoting Pure Aluminum Dome Tweeters ensure exceptional detail**
- **Axially aligned design ensures broad, balanced coverage area**
- **AeroRing™ damps resonance and improves off-axis sound quality**
- **Three-position Environmental EQ switch optimizes high-frequency balance for the room**

DI 6.5s In-Ceiling Loudspeaker

Disappearing™ In-Wall Series

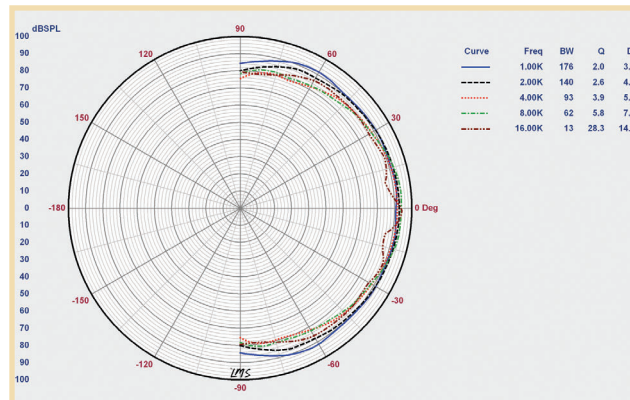
Superior technology ensures lifelike sound quality for every listener in the room.

SPL vs Frequency



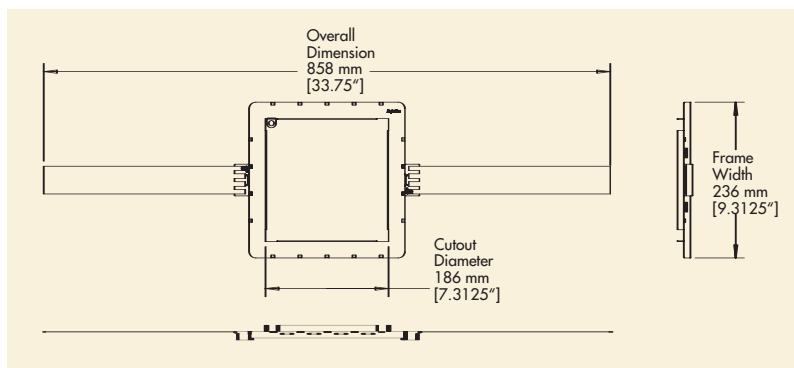
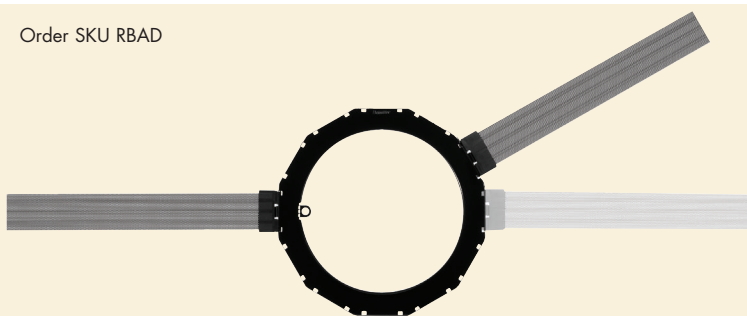
Smooth and accurate on-axis frequency response

SPL vs Angle



Uniform polar response

Order SKU RBAD



Optional rough-in brackets:

The pre-construction bracket is installed before the drywall to indicate where the drywall contractor should cut the speaker hole. Metal mesh wings can be positioned at various angles and nailed or stapled to studs and joists. Order SKU code RBAD (2 per carton).

Painting: DI Series grilles may be painted to match wall color. Use a paint sprayer or air brush to apply diluted latex paint (6:1 paint to water or latex thinner) in four light coats. **DO NOT PAINT GRILLES WITH A BRUSH OR ROLLER!** For full painting instructions, see the manual:

www.definitivetech.com/Learning/manuals.aspx

Specifications: Grille Length 8 $\frac{5}{8}$ " (21.01 cm); Grille Width 8 $\frac{5}{8}$ " (21.01 cm); Cutout Length 7 $\frac{1}{4}$ " (18.4 cm) Cutout Width 7 $\frac{1}{4}$ " (18.4 cm); Total Depth 3 $\frac{3}{8}$ " (9.70 cm) Mounting Depth In Wall 3 $\frac{3}{8}$ " (7.8 cm); Woofer 6 $\frac{1}{2}$ " (16.5 cm) Tweeter 1" (25 mm); Product Weight 4 lb. (1.79 kg); Frequency Response 26 Hz – 30 kHz; Sensitivity 90 dB; Impedance compatible with 4 – 8 Ohm outputs; Min/Max Recommended Power 10/200 WPC

* From back of mounting flange to deepest part of product

** Total depth when product installed in 1/2" (12.7mm) thick material