



200 series flex induction cooktop CI 282

CI 282 602

Frameless.
Width 30" (80 cm).

Included accessories

CA 060 600

Cooking sensor for temperature regulation within pots.
For flex induction cooktop.

Optional accessories

CA 051 301

Teppan Yaki plate made of multi ply material. For flex induction cooktop.

CA 050 300

Flex Pan set, 3 pcs. Non-stick coating. For flex induction cooktop.

CA 055 300

Flex Pan large on-stick coating. For flex induction cooktop.

CA 060 600

Cooking sensor for temperature regulation within pots.
For flex induction cooktop.

CA 230 100

Black magnetic twist control knob
For flex induction cooktop.

Part No. 17006018

Stainless steel frying sensor pan
Non-stick coating, ø 6"

Part No. 17006184

Stainless steel frying sensor pan
Non-stick coating, ø 7"

Part No. 17006185

Stainless steel frying sensor pan
Non-stick coating, ø 8"

Part No. 17006019

Stainless steel frying sensor pan
Non-stick coating, ø 11"

Combinable with:

AI230700
AW230790
AF210791

Good to know:

Wall installations require the hood to be as large as the cooktop(s). Island installations require the hood to be larger than the cooktop(s).

Highlights

- Frameless for flush mounting only.
- Flex function for combining the rectangular cooking areas.
- Free positioning of cookware inside combined cooking areas.
- Cooking sensor function for temperature control in pots.
- Frying sensor function for temperature control in pans.
- Twist-Pad control—the maneuverable magnetic knob sets cooking zone and temperature.
- Easy control of all functions with bi-colored display.

Cooking zones

2 flex induction cooking areas 7 1/2" x 9" (2,200 W, with booster 3,700 W), linked together 15" x 9" (3,300 W, with booster 3,700 W).

1 induction cooking zone ø 11" (2,600 W, with booster 3,700 W).

1 induction cooking zone ø 6" (1,400 W, with booster 2,200 W).

Operation

Twist-Pad control with removable magnetic knob.

User friendly control with bi-colored display (white / orange).

Cooking zone, and cooking area marking.

Electronic power control in 17 output levels.

Features

Flex function for rectangular cooking areas.

Cooking sensor function (in use with cooking sensor CA 060 600).

Frying sensor function.

Booster function for pots.

Booster function for pans.

Keep warm function.

Stopwatch.

Options menu.

Power management.

Home network integration for digital services (Home Connect) wireless via WiFi. The use of the Home Connect functionality depends on the Home Connect services, which are not available in every country. For further information please check: home-connect.com.

Safety

Main switch.

Operation indication.

Pot detection.

2-stage residual heat indication.

Child lock.

Safety shut-off.

Planning notes

Operates with magnetic (induction) iron pots and pans only. For an optimal heat distribution, the use of flat bottom cookware is recommended. The wok pan WP 400 001 cannot be used with this appliance.

Immersion depth depending on installation situation, 2 3/4" for flush-mount.

Minimum countertop thickness 1 3/16" (30 mm) for flush installation.

To insure that the appliance works correctly, the cooktop must be sufficiently ventilated either from the rear or base of the cabinet.

Appliance must be fixed from underneath. Hardware required.

Cooktop clamping range: 1 3/16" - 1 3/8".

Appliance weight: approx. 54 lbs.

Please read additional planning notes on page 117.

Please read the installation details regarding air ducting on page 143.

Rating

Rating: 6,240 W (208 / 220 V)

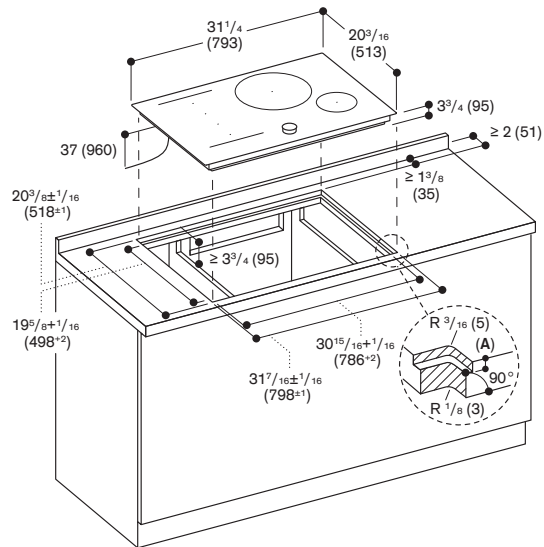
7,200 W (240V).

Minimum fuse protection: 30 A.

Electrical: 208 / 220-240 V / 60 Hz.

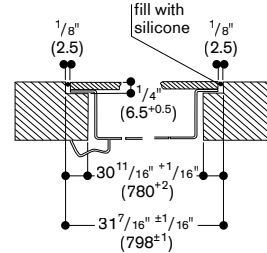
Electrical connection:

Hardwire required, 37" cable length.

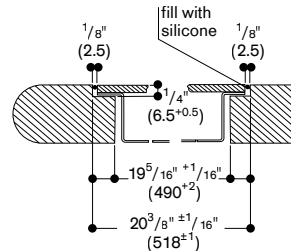


Minimum countertop thickness 1 3/16" (30 mm) for flush installation

Longitudinal section



Cross-section



Numbers indicated inside parenthesis () = mm

www.gaggenau.com/us
Revised: December 2024