


**ASSEMBLY INSTRUCTIONS**  
**COASTER FINE FURNITURE**



*Fine Furniture for every stage of life*

**707767(B1-B3)**  
**End Table**

ITEM: **707767(B1-B3)**

## ASSEMBLY INSTRUCTIONS


### ASSEMBLY TIPS:

1. Remove hardware from box and sort by size.
2. Please check to see that all hardware and parts are present prior to start of assembly.
3. Please follow attached instructions in the same sequence as numbered to assure fast & easy assembly.



### WARNING!

1. Don't attempt to repair or modify parts that are broken or defective. Please contact the store immediately.
2. This product is for home use only and not intended for commercial establishments.



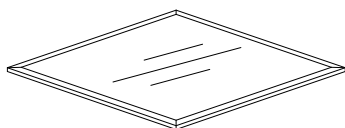
ASSEMBLY TIME

10 MINUTES

## PARTS IDENTIFICATION

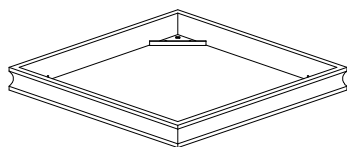
### B1(BOX 1)

A GLASS



1PC

B TOP FRAME



1PC

C LEG

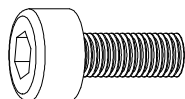


4PCS

## Z HARDWARE IDENTIFICATION

### B3(BOX 3)-HARDWARE PACK IS LOCATED IN 707767(B3)

1 BOLTS M8\*12



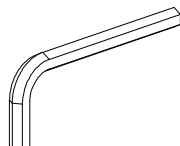
12PCS

2 FLAT WASHER Ø8\*20



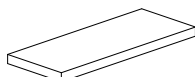
12PCS

3 ALLEN WRENCH 6MM



1PC

4 GLASS REST

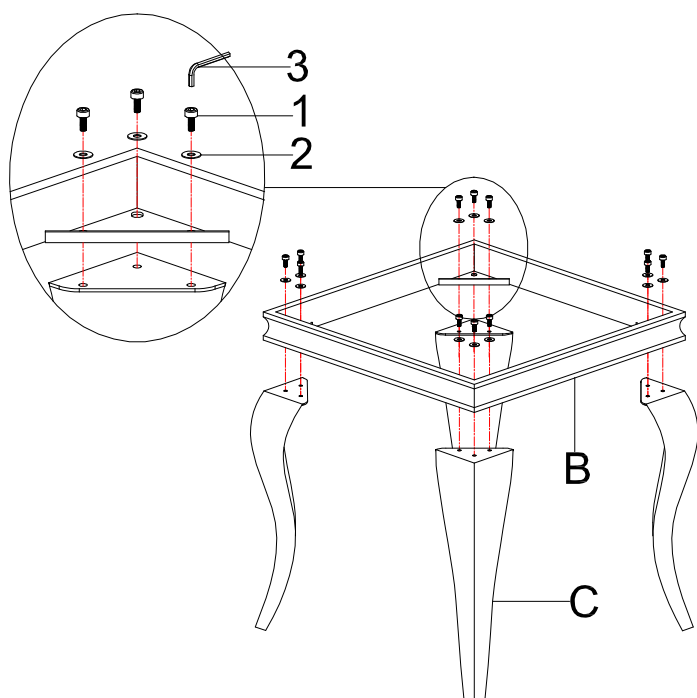


4PCS

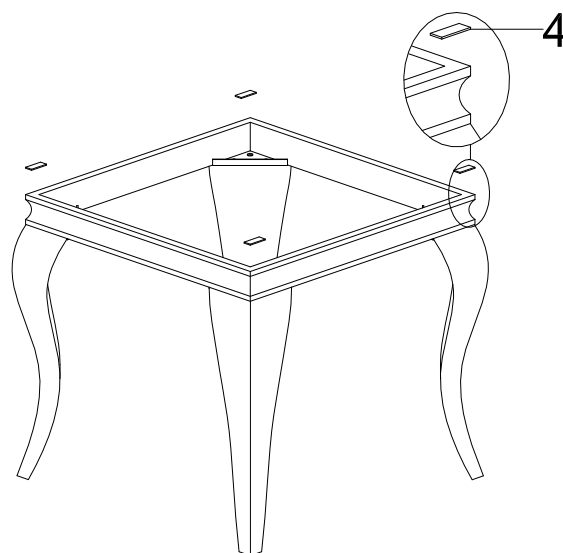
ITEM: **707767(B1-B3)**

## ASSEMBLY INSTRUCTIONS

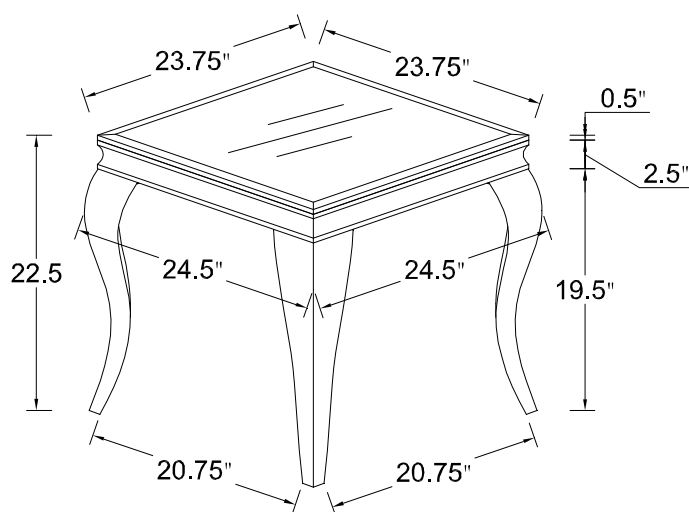
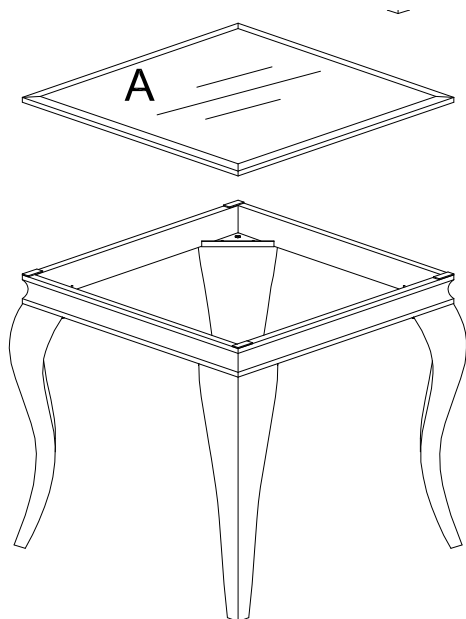
### STEP1




### STEP2



### STEP3



**ASSEMBLY INSTRUCTIONS**  
**COASTER FINE FURNITURE**



*Fine Furniture for every stage of life*

**707768(B1-B3)**  
**Coffee Table**

ITEM: **707768(B1-B3)**

## ASSEMBLY INSTRUCTIONS


### ASSEMBLY TIPS:

1. Remove hardware from box and sort by size.
2. Please check to see that all hardware and parts are present prior to start of assembly.
3. Please follow attached instructions in the same sequence as numbered to assure fast & easy assembly.



### WARNING!

1. Don't attempt to repair or modify parts that are broken or defective. Please contact the store immediately.
2. This product is for home use only and not intended for commercial establishments.



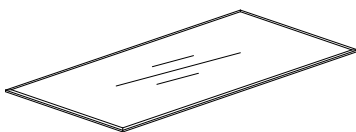
ASSEMBLY TIME

10 MINUTES

## PARTS IDENTIFICATION

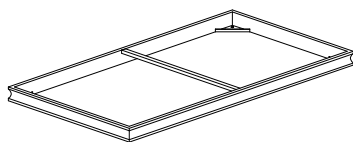
### B1(BOX 1)

A GLASS



1PC

B TOP FRAME



1PC

C LEG

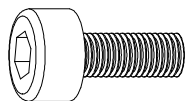


4PCS

## Z HARDWARE IDENTIFICATION

### B3(BOX 3)-HARDWARE PACK IS LOCATED IN 707768(B3)

1 BOLTS M8\*12



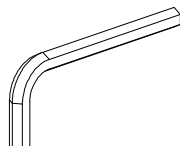
12PCS

2 FLAT WASHER Ø8\*20



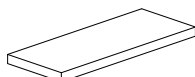
12PCS

3 ALLEN WRENCH 6MM



1PC

4 GLASS REST

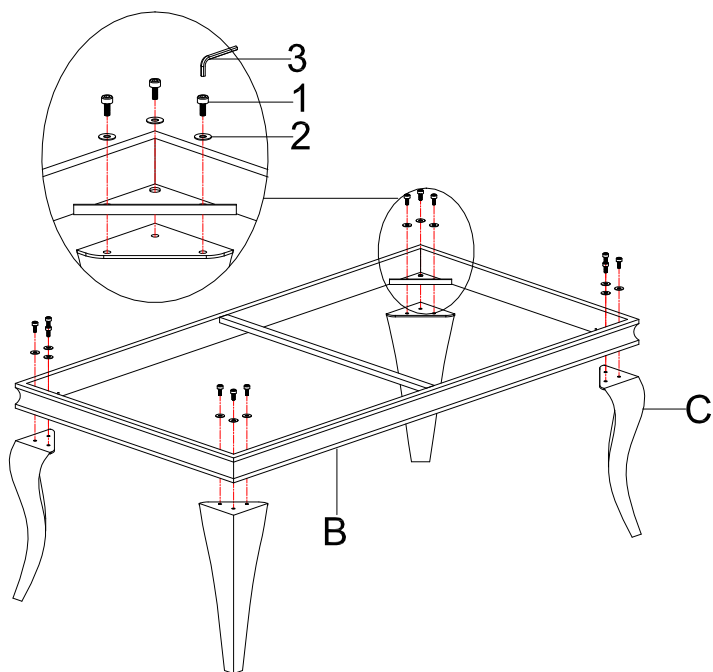


6PCS

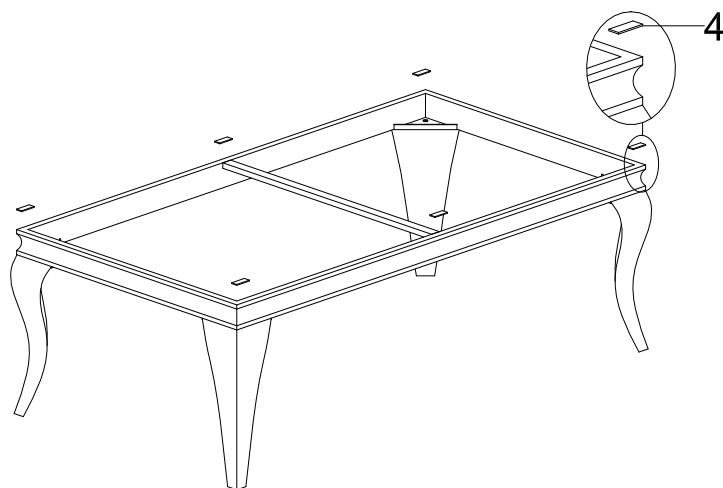
ITEM: **707768(B1-B3)**

## ASSEMBLY INSTRUCTIONS

### STEP1



### STEP2



### STEP3

