



ASSEMBLY INSTRUCTIONS
COASTER FINE FURNITURE



Fine Furniture for every stage of life

509282
LOVESEAT

ITEM: 509282

ASSEMBLY INSTRUCTIONS

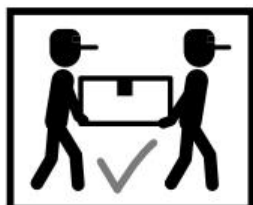
ASSEMBLY TIPS:

1. Remove hardware from box and sort by size.
2. Please check to see that all hardware and parts are present prior to start of assembly.
3. Please follow attached instructions in the same sequence as numbered to assure fast & easy assembly.



WARNING!

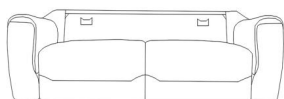
1. Don't attempt to repair or modify parts that are broken or defective. Please contact the store immediately.
2. This product is for home use only and not intended for commercial establishments.



ASSEMBLY TIME 15 MINUTES

PARTS IDENTIFICATION

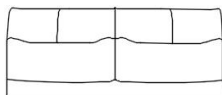
A



BASE

1PC

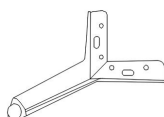
B



BACK

1PC

C



LEG

4PCS

Z HARDWARE PACKAGE

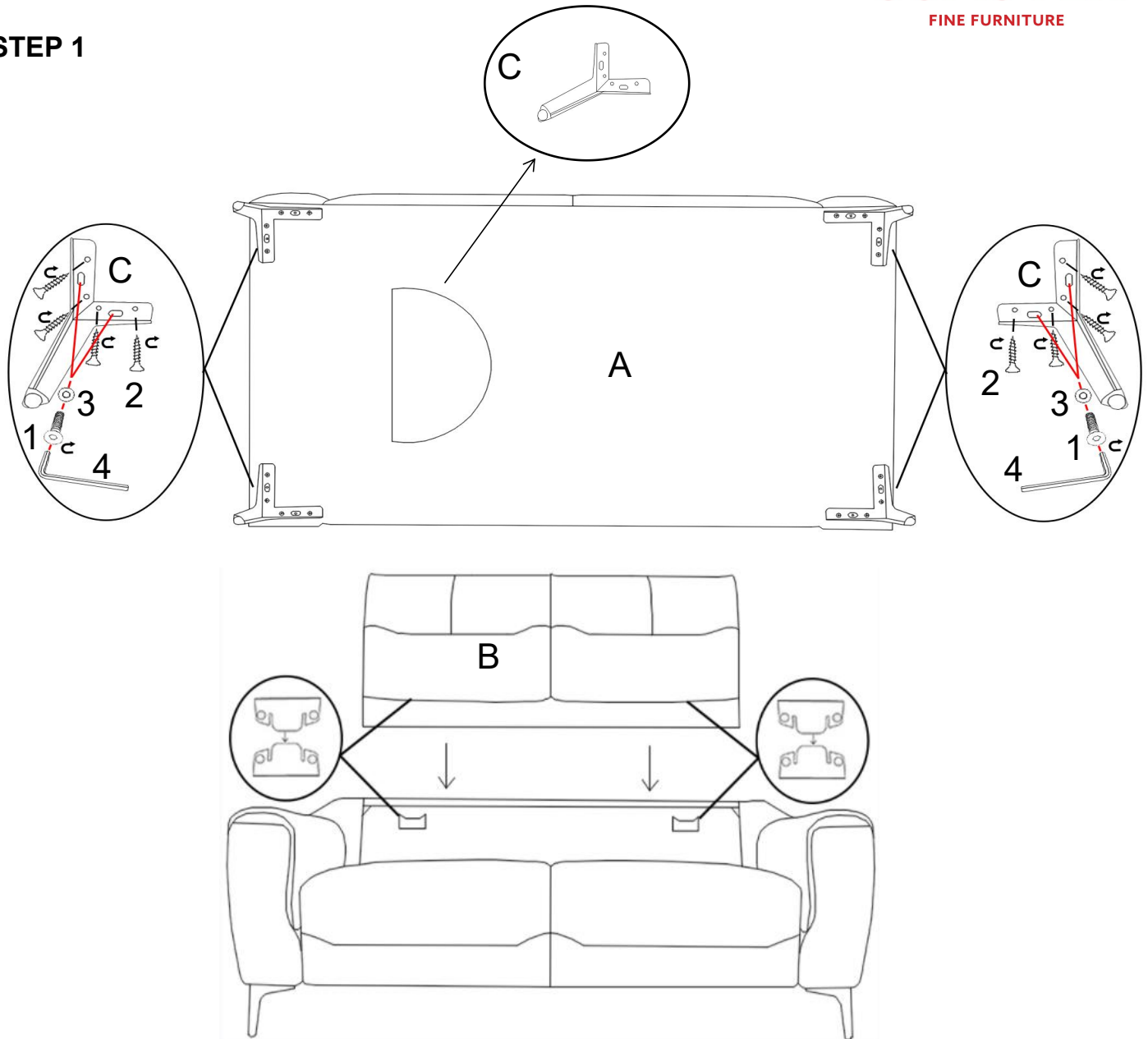
NO	DESCRIPTION	FIGURE	Q'TY
1	BOLT $\Phi 8\text{MM} \times 30\text{MM}$		8
2	SCREW $\Phi 8\text{MM} \times 30\text{MM}$		16
3	SPACER $\Phi 10\text{MM}$		8
4	WRENCH $\Phi 4\text{MM}$		1

ITEM: 509282

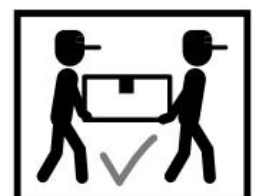
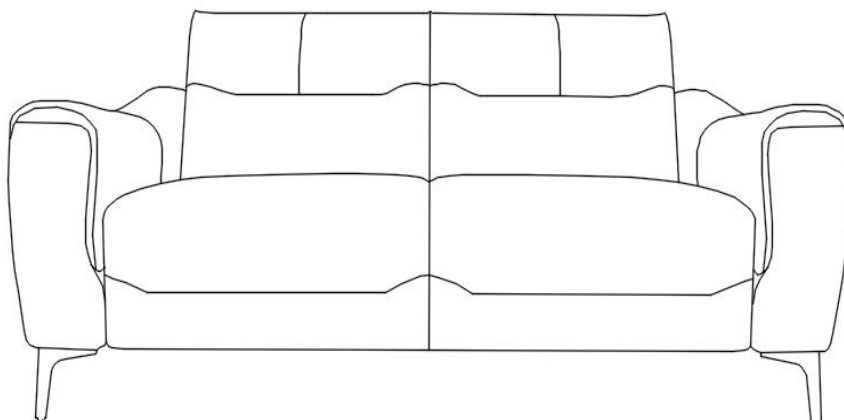
ASSEMBLY INSTRUCTIONS



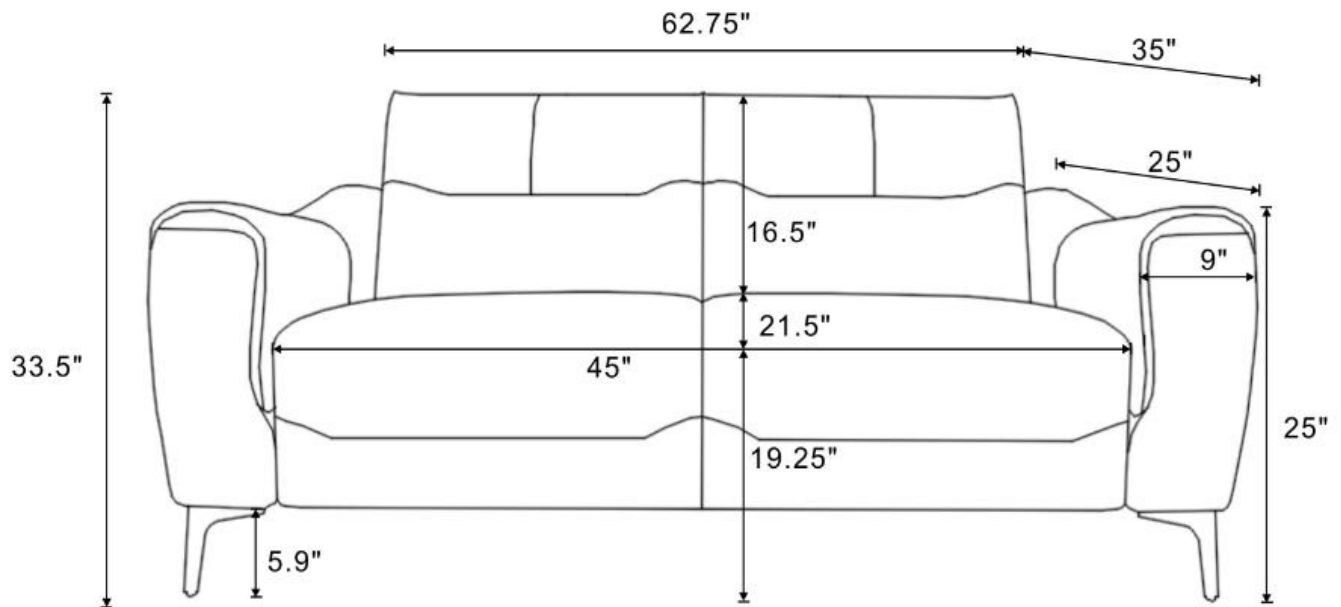
STEP 1



STEP 2



ITEM: 509282



Note : Dimension tolerance $\pm 5\%$

COASTERFURNITURE.COM