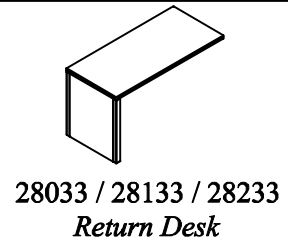


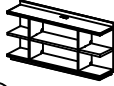

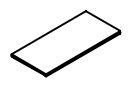




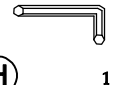

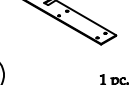
Warning :

- Be sure to check all packing material carefully for small parts, which may have come loose inside the carton during shipment.
- To prevent possible scratches and damage, this furniture **MUST BE ASSEMBLED BY TWO PEOPLE** on a soft surface such as a blanket or carpet.

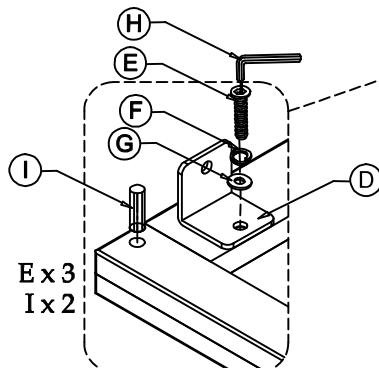
Important Use Information: We recommend using coasters, placemats and trivets when placing hot or cold containers on this item. It is also recommended to quickly cleanup any spills to minimize exposure to moisture. Doing so will prolong the life and look of the item for many years.



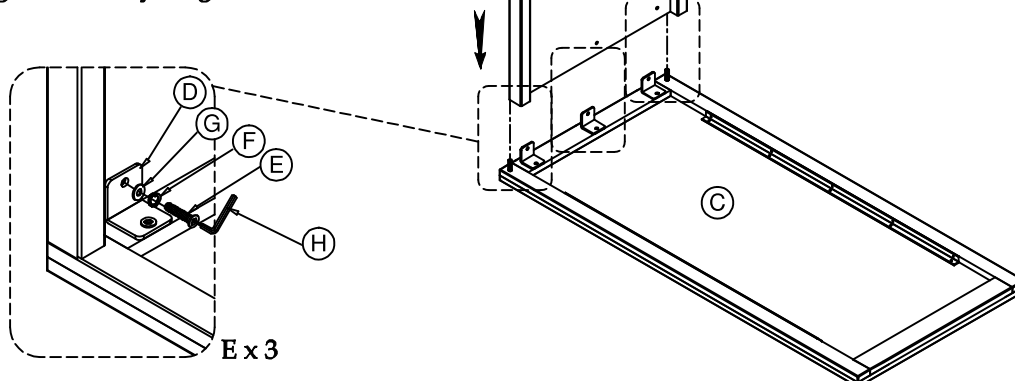
Components and Hardware List

Return Bookcase	End Frame	Desk Top	L-Shaped Angles	Allen Head Bolt 1/4-20" x 17mm	Spring Washer 1/4"	Flat Washer 1/4"x 19 x2mm
						
(A) 1 pc	(B) 1 pc	(C) 1 pc	(D) 3 pcs.	(E) 12 pcs.	(F) 12 pcs.	(G) 12 pcs.
4mm Allen Key	Wood Dowel Ø 10 x 30mm	Connector Plate				
						
(H) 1 pc.	(I) 2 pcs.	(J) 1 pc.				

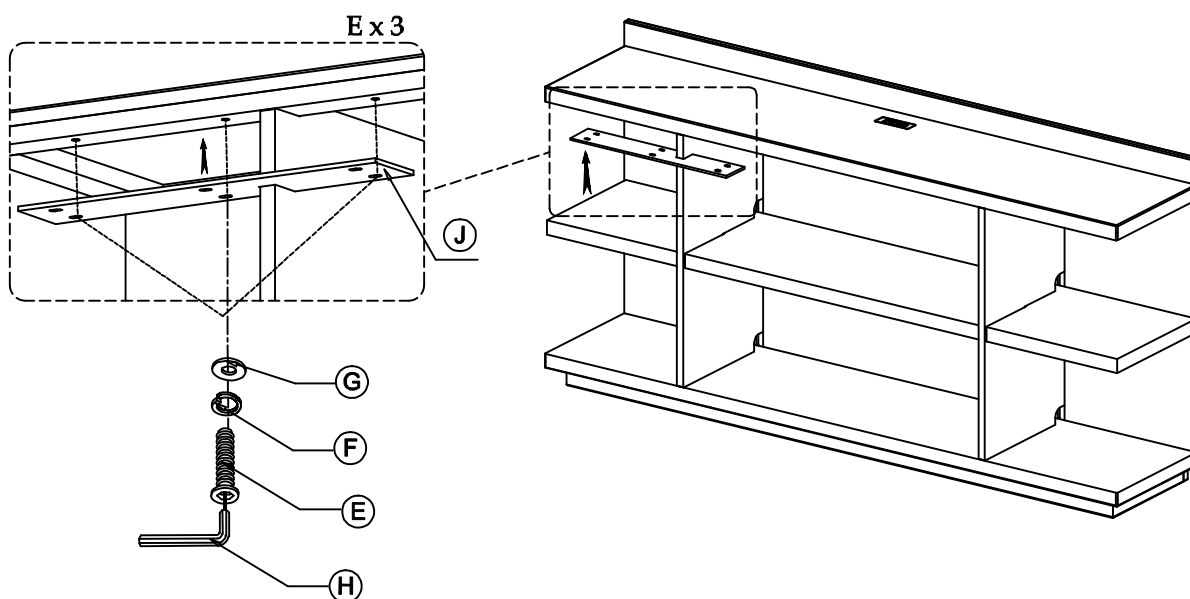
Step 1: Do not fully tighten the bolts



Step 2: Using the Allen key to tighten all bolts



Step 3:



Step 4:

