



American Bungalow captures the essence of design customization. By simplifying the process with a curated palette of signature options, you can quickly and easily create custom upholstery that reflects your personal style and comfort preferences. Start by choosing the scale — from the traditional seat depth of Classic to the relaxed scale of Grand to the lounge-scale design of Plush — there's a match for everyone.



TOP: Paxton Sectional (Left Arm Sofa 674-LAS & Right Arm Corner Sofa 674-RCS). BOTTOM (left to right) Newlin Sofa 655-2S; Crew Sofa 664-2S.

CHOOSE A STYLE IN CLASSIC, GRAND OR PLUSH SCALE.

Classic Scale: 22" Seat Depth / Grand Scale: 23.5" Seat Depth / Plush Scale: 24"+ Seat Depth



**HILLCREST (600)**  
Classic Scale: 22"

Track Arm, To The Front Cushion, Weltd\* Border Back/Border Cushion, 20" Throw Pillows (weltd square corner)



**MAIN STREET (601)**  
Classic Scale: 22"

Panel Arm, To The Front Cushion, Weltd\* Border Back/Border Cushion, 20" Throw Pillows (weltd square corner)



**EAST LAKE (603)**  
Classic Scale: 22"

English Arm, T-Cushion, Weltd\* Knife-Edge Back/Border Cushion, 20" Throw Pillows (weltd square corner) **Not available with Metro, Mid Metro, Short Metro or Metal Cylinder Legs.**



**SUMMERTON (610)**  
Classic Scale: 22"

Modern Arm, To The Front Cushion, Weltd\* Border Back/Border Cushion, 20" Throw Pillows (weltd square corner)



**DAVIDSON (622)**  
Classic Scale: 22"

Greek Key Arm, To The Front Cushion, Weltd\* Border Back/Border Cushion, 20" Throw Pillows (weltd square corner)



**BROOKFORD (657)**  
Classic Scale: 22"

Mid Century Arm, To the Front Cushion, French Seam Border Back/Border Cushion, 20" Throw Pillows (lipstitch) **Not available with Dressmaker Skirt.**



**EMORY (659)**  
Classic Scale: 22"

Recessed Track Arm, To the Front Cushion, French Seam Knife-Edge Back/French Seam Border Cushion, 20" Throw Pillows (lipstitch), Floating Base (no other base options)



**ROSLYN (662)**  
Classic Scale: 22"

Rolled Arm, To the Front Cushion, French Seam Border Back/Border Cushion, 21" Throw Pillows (lipstitch)



**RIVERSIDE (604)**  
Grand Scale: 23.5"

Small Track Arm, T-Cushion, Weltd\* Border Back/Border Cushion, 20" Throw Pillows (weltd square corner)



**NICHOLAS (644)**  
Grand Scale: 23.5"

Wedge Arm, To The Front Cushion, Weltd\* Border Back/Border Cushion, 20" Throw Pillows (weltd square corner)



**STANTON (647)**  
Grand Scale: 23.5"

Track Arm, To The Front Cushion, Weltd\* Border Back/Border Cushion, 20" Throw Pillows (weltd square corner)



**GUTHERLY (648)**  
Grand Scale: 23.5"

Scoop Roll Arm, To The Front Cushion, Weltd\* Knife-Edge Back/Border Cushion, 20" Throw Pillows (weltd square corner)



**FAIRGROVE (652)**  
Grand Scale: 23.5"

Track Arm, To The Front Cushion, French Seam Border Back/Border Cushion, 21" Throw Pillows (lipstitch)



**CLAREMONT (654)**  
Grand Scale: 23.5"

Track Arm, To The Front Cushion, French Seam Border Back/Border Cushion, 20" Throw Pillows (lipstitch)



**NEWLIN (655)**  
Grand Scale: 23.5"

Wedge Arm, To The Front Cushion, French Seam Border Back/Border Cushion, 12"x23" Arm Bolsters (lipstitch)



**CONNELLY SPRINGS (656)**  
Grand Scale: 23.5"

Track Arm, To The Front Cushion, French Seam Border Back/Border Cushion, 21" Throw Pillows (lipstitch)




**HADEN (658)**  
Grand Scale: 23.5"

Tight Back with Swoop Arm, To The Front Cushion, Weltd, 20" Throw Pillows (weltd square corner)



**TENLEY (660)**  
Grand Scale: 23.5"

Channeled Arm, To The Front Cushion, French Seam Border Back/Border Cushion, 20" Throw Pillows (lipstitch), Floating Base (no other base options)

 Proudly Upholstered & Hand-Finished in the USA

VANGUARD®  
FURNITURE



WWW.VANGUARDFURNITURE.COM



**CREW (664)**  
Plush Scale: 24"+

Box Arm, T-Cushion, French Seam Border Back/Border Cushion, 21" Throw Pillows (lipstitch), Floating Base (no other base options)



**CORBY (667)**  
Plush Scale: 24"+

Wing Track Arm, To The Front Cushion, French Seam Border Back/Border Cushion, 21" Throw Pillows (lipstitch)



**PAXTON (674)**  
Plush Scale: 24"+

Track Arm, To The Front Cushion, French Seam Border Back/Border Cushion, 20" Throw Pillows (lipstitch)

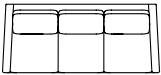


**HENLEY (675)**  
Plush Scale: 24"+

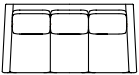
Small Track Arm, T-Cushion, French Seam Border Back/Border Cushion, 21" Throw Pillows (lipstitch)

*\*French Seam option available on seat cushions and back pillows with lipstitch on throw pillows at no additional charge. Add "F" to style number when ordering. Example: 600F-S, 600FD-S (Dressmaker Skirt). Base to the Floor and French Seam option available. Add "X" to style number when ordering. Example: 604X-2S.*

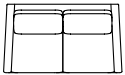
**CHOOSE A SILHOUETTE.** For downloadable quarter-scale templates of all styles, go to [www.vanguardfurniture.com/pages/Schematics](http://www.vanguardfurniture.com/pages/Schematics).



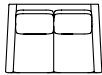
**Extended Sofa**  
3 Seat (ES)  
Bench Seat (1ES)  
2 Seat (2ES)



**Sofa**  
3 Seat (S)  
Bench Seat (1S)  
2 Seat (2S)



**Mid Sofa**  
2 Seat (MS)  
Bench Seat (MS1)



**Loveseat**  
2 Seat (LS)  
Bench Seat (L1)



**Chair**  
(CH)



**Barrel Back Chair**  
(BCH)



**Chair & a Half**  
(CHH)



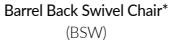
Ottoman  
(OT)



**Ottoman  
& a Half**  
(OTH)



**Swivel Chair\***  
(SW)

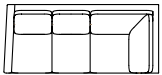


**Barrel Back Swivel Chair\***  
(BSW)

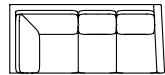
Not available on these styles:  
648, 658, 662, 664, 674



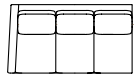
**Chair Bed**  
(CHB)



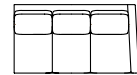
**Left Arm Corner Sofa**  
3 Seat (LCS)  
Bench Seat (LC1)  
3 Seat Connecting (LSC)  
Bench Seat Connecting (L1C)  
LSC pairs with RSS  
L1C pairs with R1S



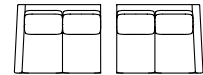
**Right Arm Corner Sofa**  
3 Seat (RCS)  
Bench Seat (RC1)  
3 Seat Connecting (RSC)  
Bench Seat Connecting (R1C)  
RSC pairs with LSS  
R1C pairs with L1S



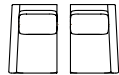
**Left Arm Sofa**  
3 Seat (LAS)  
Bench Seat (LA1)



**Right Arm Sofa**  
3 Seat (RAS)  
Bench Seat (RA1)



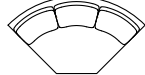
**Left Arm Loveseat**  
2 Seat (LAL)  
Bench Seat (LL1)



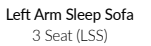
**Left Arm Chair**  
(LAC)



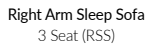
**Corner Chair**  
(CC)



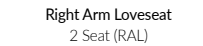
**Quarter Turn**  
(QTR)



**Left Arm Sleep Sofa**  
3 Seat (LSS)  
Bench Seat (L1S)  
LSS pairs with RSH or RSC  
L1S pairs with RSH or R1C



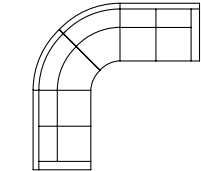
**Right Arm Sleep Sofa**  
3 Seat (RSS)  
Bench Seat (R1S)  
RSS pairs with LSH or LSC  
R1S pairs with LSH or L1C



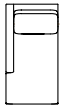
**Right Arm Loveseat**  
2 Seat (RAL)  
Bench Seat (RL1)



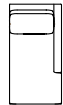
**Right Arm Chair**  
(RAC)



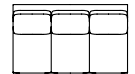
**"J" Sectional**  
Left Arm "J" Section (LAJ)  
Right Arm "J" Section (RAJ)  
Only available on 600 and 610 styles



**Left Arm Chaise**  
(LAH)  
Free-Standing (LZH)  
Connecting (LSH)  
LSH pairs with RSS or R1S



**Right Arm Chaise**  
(RAH)  
Free-Standing (RZH)  
Connecting (RSH)  
RSH pairs with LSS or L1S



**Armless Sofa**  
3 Seat (AS)  
Bench Seat (AS1)  
3 Seat Free-Standing (ASZ)  
Bench Seat Free-Standing (A1S)



**Armless Connecting Loveseat**  
2 Seat (ALS)  
Bench Seat (AL1)  
2 Seat Free-Standing (ALZ)  
Bench Seat Free-Standing (A1L)



**Armless Chair**  
(AC)



**Bumper**  
(B)

*\*Swivel Chair (SW) only available with Dressmaker Skirt or Base to Floor. Barrel Back Chair (BCH) and Barrel Back Swivel Chair (BSW) only available with Base to Floor.*

**CHOOSE A BASE.** A base option must be selected and determines the overall height, seat height and arm height.

Note: The 659, 660 and 664 styles have no base options.



**Block Leg**  
W 9 H 2.75  
Not available on 654 styles



**Mid Block Leg**  
W 7 H 2.75



**Short Block Leg**  
W 4.5 H 2.75



**Metro Leg**  
W 9 H 1.75  
Not available on sleepers  
or 603 styles



**Mid Metro Leg**  
W 7 H 1.75  
Not available on sleepers  
or 603 styles



**Short Metro Leg**  
W 4.5 H 1.75  
Not available on sleepers  
or 603 styles



**Tapered Cylinder Leg**  
W 3.5 H 2.75



**Chow Leg**  
W 4.5 H 2.75



**Tapered Leg**  
W 2.75 H 2.25



**Metal Cylinder Leg**  
D 3 H 3  
Brushed Nickel  
or Satin Brass  
Not available on 603 styles



**8" Dressmaker Skirt**  
(fabric styles only)  
Add "D" to style #  
Not available on 657 styles



**Base to Floor**  
Add "B" to style #

**PERSONALIZE YOUR STYLE WITH FABRIC, LEATHER, FINISH, NAIL TRIM AND CUSHIONS.**

Select a personalized finish option for any exposed wood areas. Vanguard offers hundreds of finish options including stains, paints, metallic paints, Make It Yours paints, and premium leaf finishes. Nail trims and nail bands are optional with an upcharge at the base of all styles except those with a Dressmaker Skirt. The size, finish and spacing of nails must be indicated on the order. All styles are standard with Feather Lux cushions and back pillows. Spring Lux, Majestic and Relaxed Down seat cushions are also available at no additional charge. Premium seat cushions (Bliss Down, Bliss Spring Down, Bliss Comfort) are available for an additional charge. *Refer to the Price List for more information on options.*

