

## KEY FEATURES

### QUILTING



COOL TOUCH EXTREME FABRIC



SILK & HOLLO FIBRE  
Allows increased airflow and less compaction of the fibres to provide a cooler, and more restful sleep




PLUSH MICRO GEL  
High density quilting foam helps dissipate heat away from the body




LATEX  
Naturally conforms to body contours for optimal orthopedic support

### COMFORT LAYERS / UPHOLSTERY




PLUSH FOAM  
Reduces pressure points while maintaining a plush surface feel

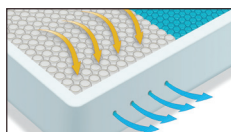


MICRO COIL  
Conforms to the body to eliminate pressure points


### COIL SYSTEM



POSTURIZED CENTRE SUPPORT  
Provides increased support and proper alignment of your spine



AIRFLOW SURROUND FOAM  
Airflow Surround Foam Encasement for increased sleeping surface, a strong sitting edge and enhanced cooling



PATENTED MOTION SEPARATION FOAM  
Patented Motion Separation Foam isolates partner's movement to provide the best in undisturbed sleep



### ◆ COIL SYSTEM

- ◆ 1500 Pocket Coil with Airflow Foam Surround Encasement
- ◆ Posturized Centre Third with Motion Separation Foam

### ◆ QUILTING

- ◆ 22 oz Silk & Hollo Fibre
- ◆ 1/2" Plush Micro Gel
- ◆ 1/2" Latex
- ◆ 3/4" Firm Gel

### ◆ COMFORT LAYERS/UPHOLSTERY

- ◆ 1" Plush Foam
- ◆ 1000 Micro Coil

### ◆ TOP OF COIL

- ◆ Flexatron Pad

### ◆ BOTTOM OF COIL

- ◆ Flexatron Pad

### ◆ FABRIC

- |              |                            |
|--------------|----------------------------|
| ◆ Panel      | Freya (Cool Touch Extreme) |
| ◆ Border     | Young                      |
| ◆ Foundation | Navy Blue Suede            |

### ◆ FOUNDATION

- ◆ Kingsdown Foundation

### ◆ WARRANTY

- ◆ 10 years

### ◆ COIL COUNTS

	Twin	Double	Queen	King
◆ Pocket	900	1275	1500	1905
◆ Micro	600	850	1000	1270
◆ Total	1500	2075	2500	3175