

Assembly Instructions







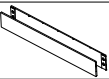




ITEM: B65-110 MARWICK 6/0-6/6 EK/WK HEADBOARD
 B65-128 MARWICK 6/0-6/6 EK/WK STORAGE FOOTBOARD & SLATS
 B65-230 MARWICK 6/0 WK SIDE RAILS

Thank you for purchasing this quality product. Be sure to check all packing material carefully for small parts, which may have come loose inside the carton during shipment. Identify, count all parts and compare with the **HARDWARE LIST** below.

Caution: Please read the instructions thoroughly before assembly.

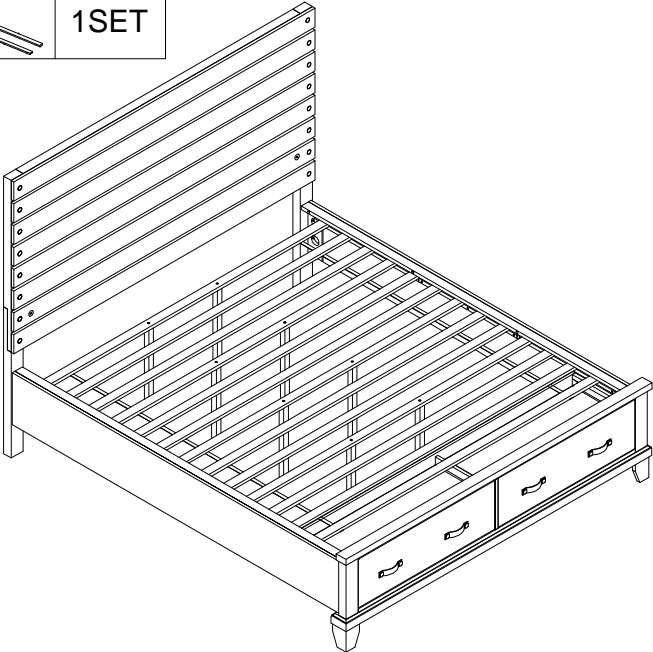
1. We recommend that you assemble this product with the assistance of another person; this will make the assembly easier, and will help eliminate damage to the product or injury to persons during assembly.
2. Please do not over tighten screws or bolts until the assembly is completed.
3. Please put all parts on a non-abrasive floor before assembly, and follow the assembly steps to assemble your newly purchased product correctly and efficiently.

PART LISTS

| NO: | COMPONENT | SKETCH | Q'TY |
|-----|-----------------------|---|------|
| A | QUEEN HEADBOARD |  | 1PC |
| B | QUEEN FOOTBOARD |  | 1PC |
| C1 | HEADBOARD LEFT LEG |  | 1PC |
| C2 | HEADBOARD RIGHT LEG |  | 1PC |
| D | FOOTBOARD LEG |  | 2PCS |
| E | FOOTBOARD SUPPORT LEG |  | 2PCS |
| F | SIDE RAIL |  | 1SET |
| G | SLATS |  | 1SET |
| H | SUPPORT LEG |  | 8PCS |
| I | HB BOTTOM RAIL |  | 1PC |
| J | CAP RAIL |  | 1SET |

HARDWARE LISTS

| NO: | COMPONENT | SKETCH | Q'TY |
|-----|----------------------|---|-------|
| 1 | Bolt 5/16" * 1-1/2"L |  | 10PCS |
| 2 | LOCK WASHER 5/16" |  | 10PCS |
| 3 | FLAT WASHER 5/16" |  | 10PCS |
| 4 | ALLEN WRENCH |  | 1PC |
| 5 | BOLT Ø5/16"x3 1/2" |  | 8PCS |
| 6 | NUT 5/16" |  | 8PCS |
| 7 | U WASHER 5/16" DIA |  | 8PCS |
| 8 | ALLEN KEY |  | 1PC |
| 9 | SCREW # 8 X 25mm |  | 26PCS |
| 10 | Bolt 1/4" * 1-9/16"L |  | 8PCS |

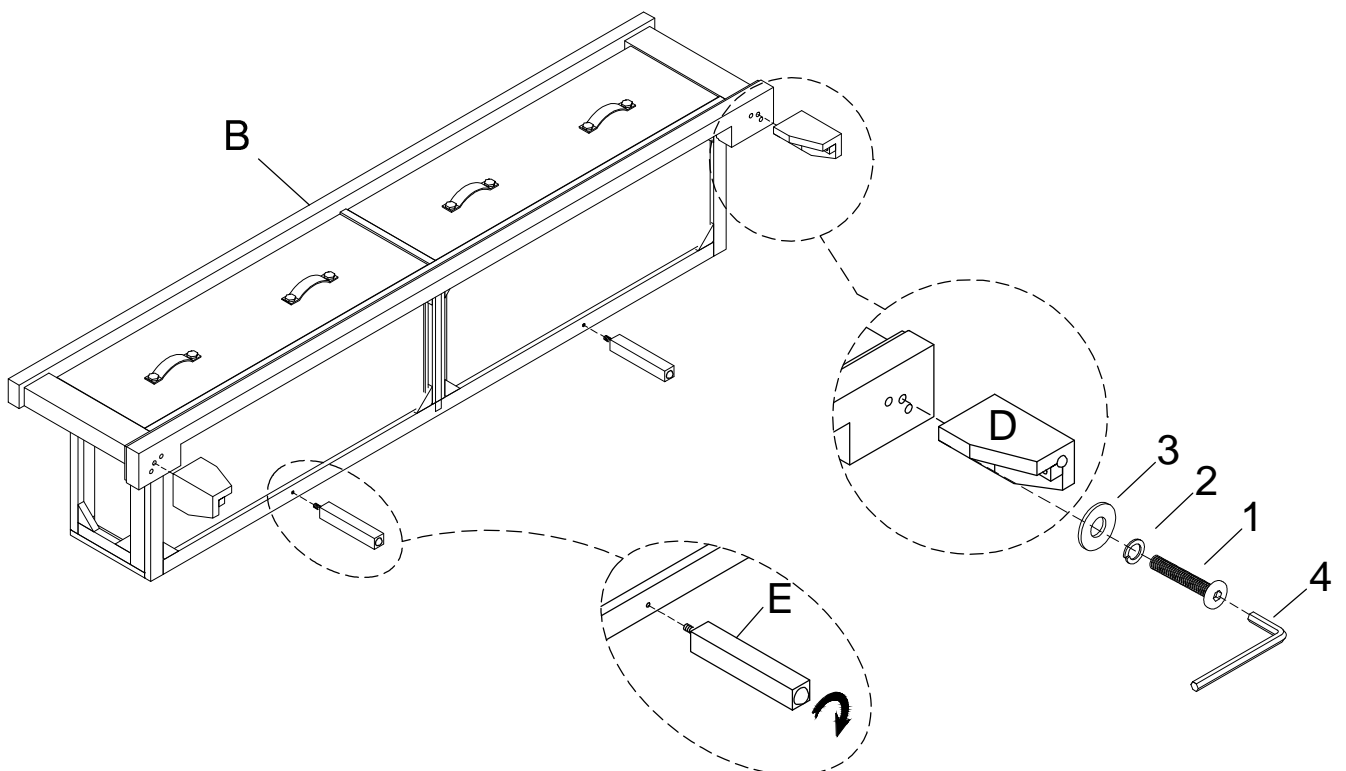
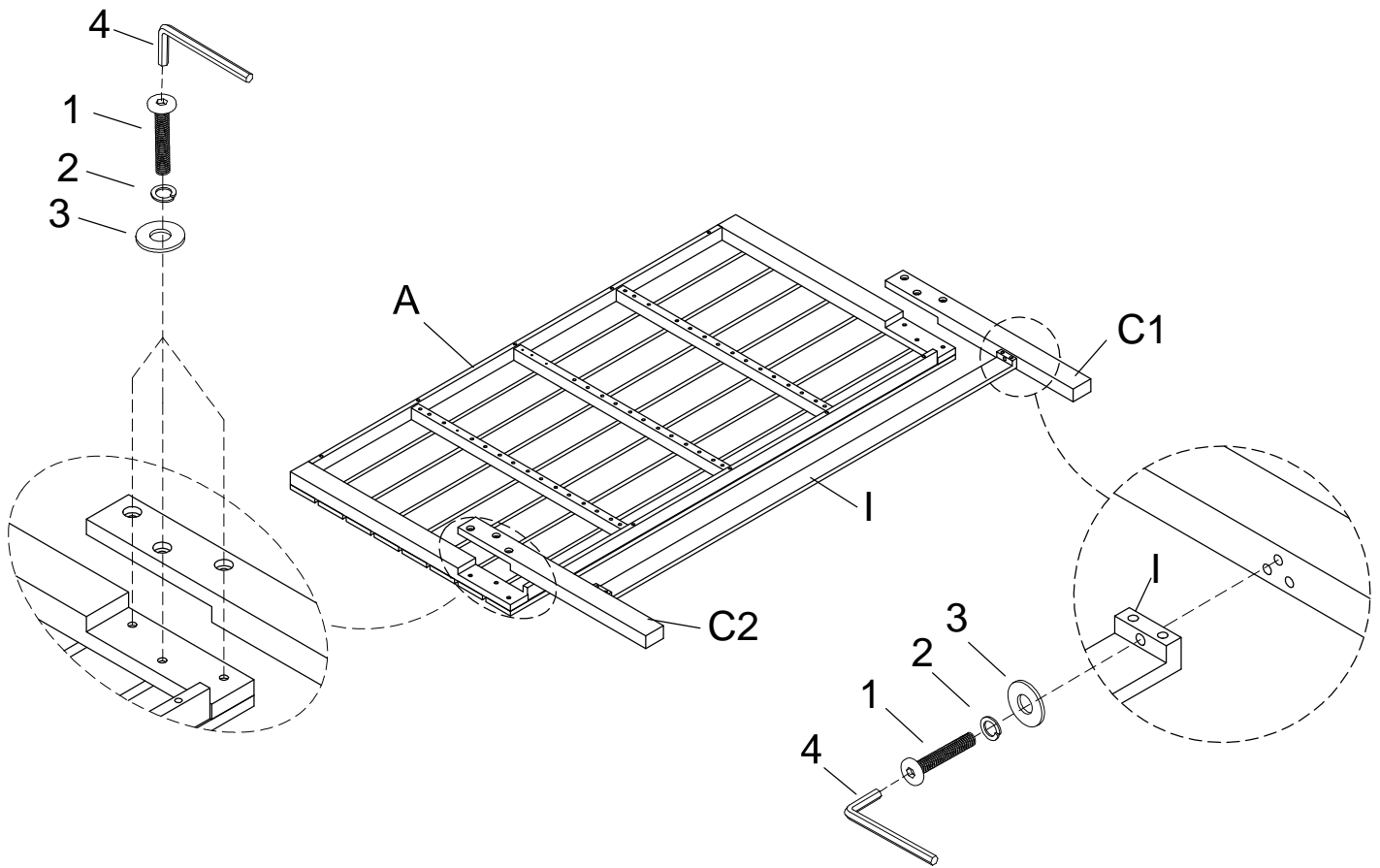


Assembly Instructions

ITEM: B65-110 MARWICK 6/0-6/6 EK/WK HEADBOARD

B65-128 MARWICK 6/0-6/6 EK/WK STORAGE FOOTBOARD & SLATS

B65-230 MARWICK 6/0 WK SIDE RAILS



Assembly Instructions

ITEM: B65-110 MARWICK 6/0-6/6 EK/WK HEADBOARD
 B65-128 MARWICK 6/0-6/6 EK/WK STORAGE FOOTBOARD & SLATS
 B65-230 MARWICK 6/0 WK SIDE RAILS

