



## 20-year warranty

View our full warranty:

[polywoodoutdoor.com/warranty](https://polywoodoutdoor.com/warranty)



## Having trouble?

If you have questions or concerns regarding assembly instructions or missing parts, please contact us at

[hello@polywoodoutdoor.com](mailto:hello@polywoodoutdoor.com)

or (833) 665-6300



## Cleaning tips

### For a Quick Clean:

Simply wipe down with soap and water.

### For a Deep Clean:


Wipe on  $\frac{1}{3}$  bleach and  $\frac{2}{3}$  water solution with a clean cloth and let it sit on the lumber for a few minutes (this will not affect the color). Then, loosen any dirt and debris that may catch in surface grooves with a soft bristle brush; hose down to rinse.

### For a High-Power Clean:

Use a pressure power washer (not exceeding 1,500 psi) to spray off dirt and debris. Apply a  $\frac{1}{3}$  bleach and  $\frac{2}{3}$  water solution and scrub with a soft-bristle brush. Hose down to rinse.

# POLYWOOD

## Assembly Instructions



## ADGL-1 Classic Adirondack 48" Glider

# Thank You

Thank you for choosing POLYWOOD!  
We hope our furniture helps create a gathering place for you and your loved ones to enjoy for many years to come!



## Reach Out

Let us know how we're doing:

[hello@polywoodoutdoor.com](mailto:hello@polywoodoutdoor.com)

(833) 665-6300



## Stay Connected

Be the first to hear about new products, giveaways, and more by signing up for our email list: [polywoodoutdoor.com/subscribe](https://polywoodoutdoor.com/subscribe)



## Watch & Learn

For assembly tips and videos visit:

[polywoodoutdoor.com/assembly](https://polywoodoutdoor.com/assembly)

## Share your space

We love to see where our furniture ends up — snap a pic and tag it on Instagram or Facebook for your chance to be featured on our social channels!

**#polywood #rethinkoutdoor**



[facebook.com/polywoodoutdoor](https://facebook.com/polywoodoutdoor)




[@POLYWOOD](https://www.instagram.com/POLYWOOD)



[pinterest.com/polywood](https://pinterest.com/polywood)



[youtube.com/polywood](https://youtube.com/polywood)



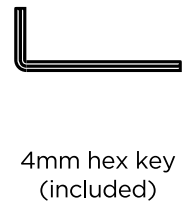
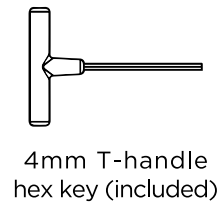
## Did you know?

POLYWOOD was the original outdoor furniture made from recycled materials.

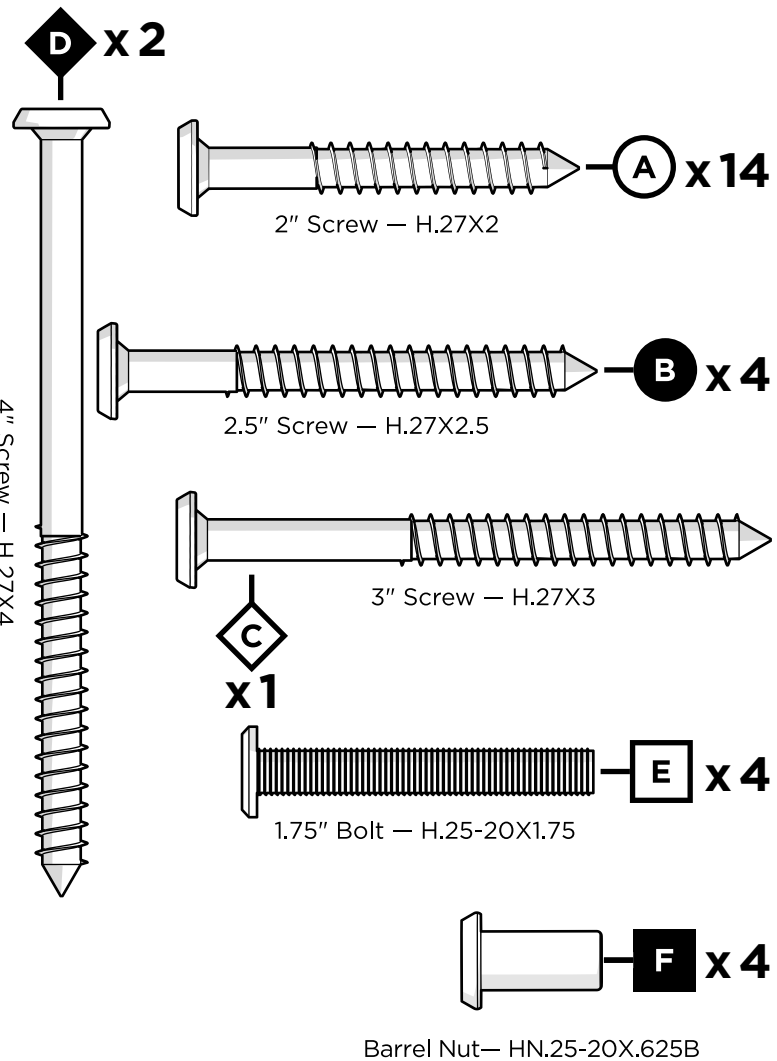
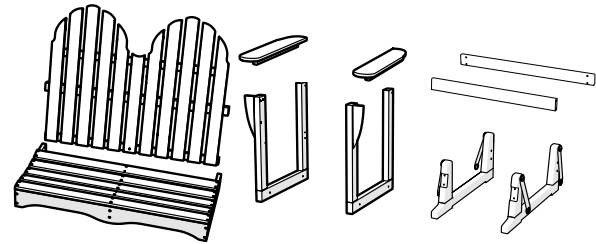
Learn more about our story:

[genuinePOLYWOOD.com](https://genuinePOLYWOOD.com)

## TOOLS

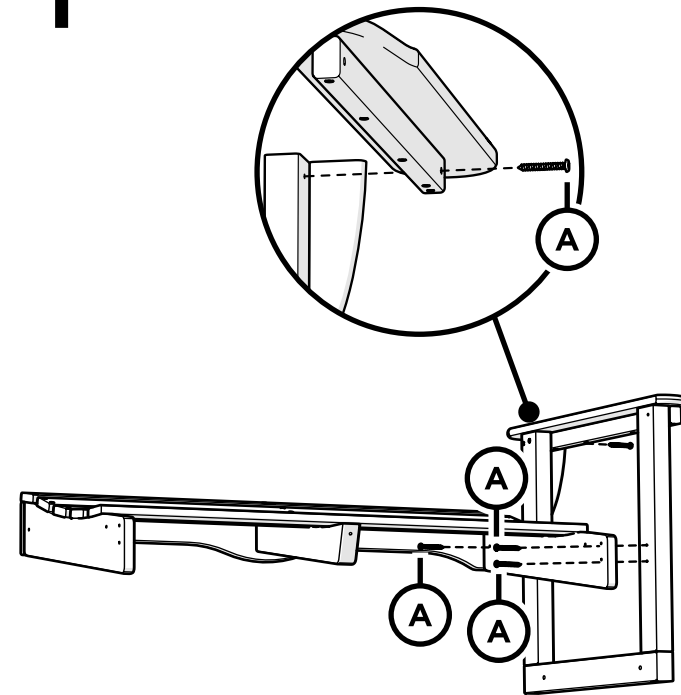


## PARTS



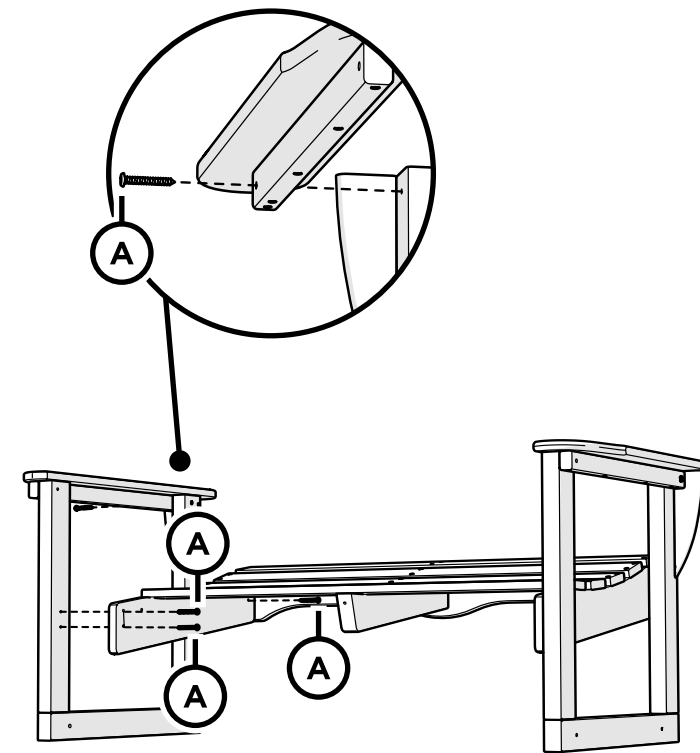
Something missing?  
Call (833) 665-6300

1

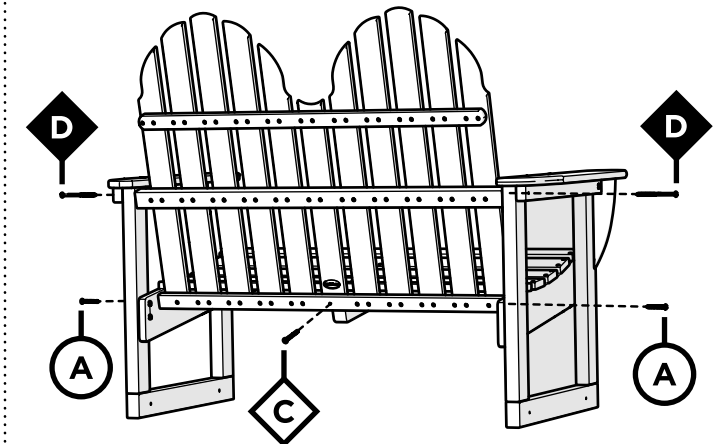


Do not tighten screws yet

2

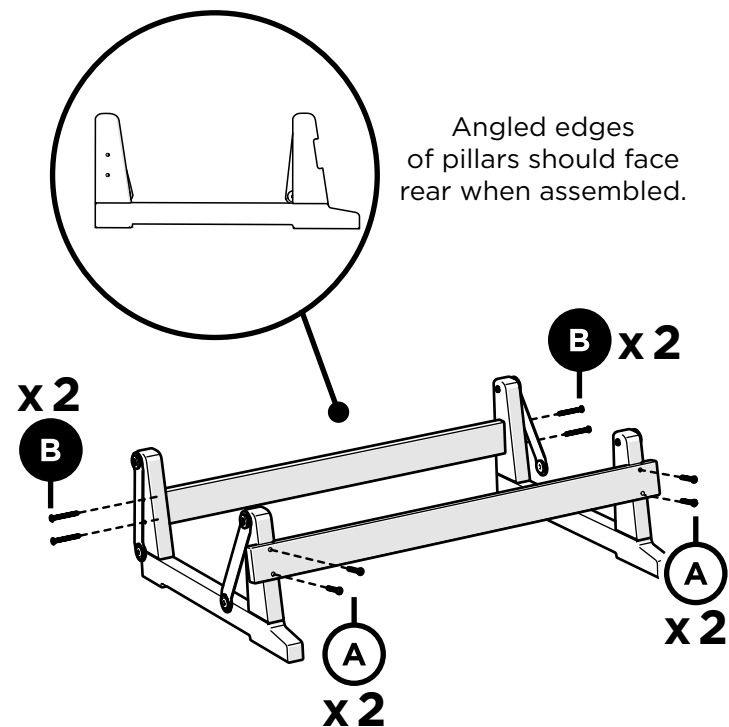


3

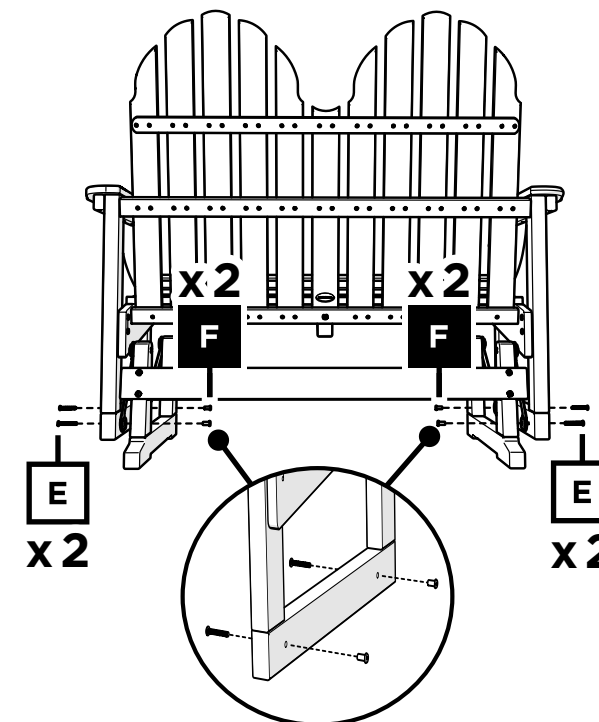


Tighten all screws.

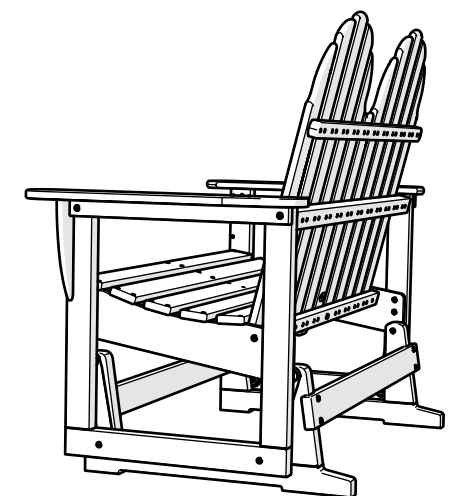
4



5



Note: Installing the base backwards could result  
in the glider tipping over unexpectedly.



Use on level ground only.