

# PT970DR

## GE Profile™ 30" Built-In Double Microwave/Convection Oven

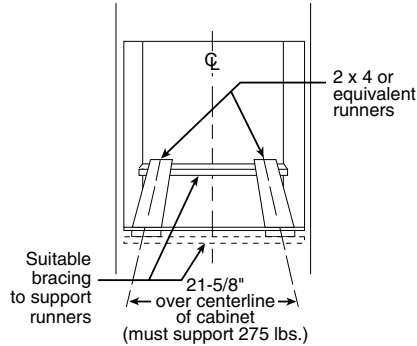
### Dimensions and Installation Information (in inches)

| KW Rating    |         |
|--------------|---------|
| 240V         | 6.8     |
| 208V         | 5.1     |
| Breaker Size |         |
| 240V         | 30 Amps |
| 208V         | 30 Amps |

**Note:** Cabinets installed adjacent to wall ovens must have an adhesion spec of at least a 194°F temperature rating. **Electric wall ovens are not approved for installation with a plug and receptacle. They must be hard wired in accordance with installation instructions.**

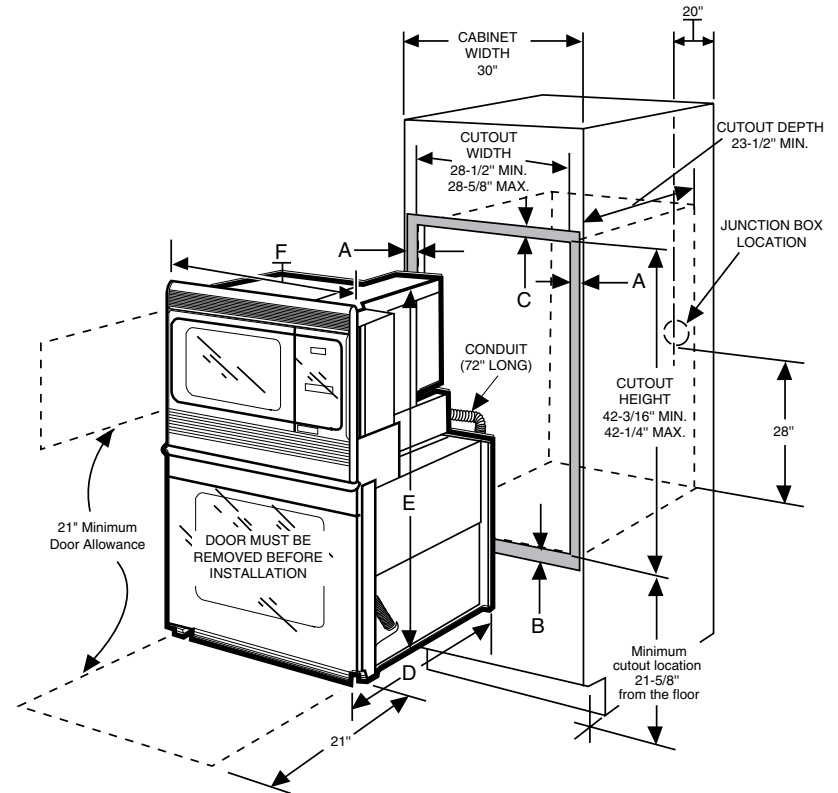
Door handle protrudes 3" from door face. Cabinets and drawers on adjacent 45° and 90° walls should be placed to avoid interference with the handle.

**Installation Information:** Before installing, consult installation instructions packed with product for current dimensional data.



| Cabinet  | 30"     |
|--|---------|
| A – Overlap of oven over side of edges of cutout | 11/16"  |
| B – Overlap of oven at top and bottom of cutout  | 1"      |
| C – Overall of oven at top of cutout             | 1/2"    |
| Oven   |         |
| D – Overall depth*                               | 23-1/2" |
| E – Overall height with trim                     | 44"     |
| Overall height without trim                      | 43-1/2" |
| E – Overall width                                | 29-3/4" |

\*Depth including door handle is approximately 26-6/10" min. to 26-9/10" max.



MOST 30" WALL CABINETS CAN BE USED WITH THIS UNIT.  
THE OPENING BETWEEN THE INSIDE WALLS MUST BE AT LEAST 28-1/2" WIDE.

For answers to your Monogram®, GE Profile™ or GE® appliance questions, visit our website at [ge.com](http://ge.com) or call GE Answer Center® service, 800.626.2000.



imagination at work



Listed by  
Underwriters  
Laboratories

Specification Created 5/10

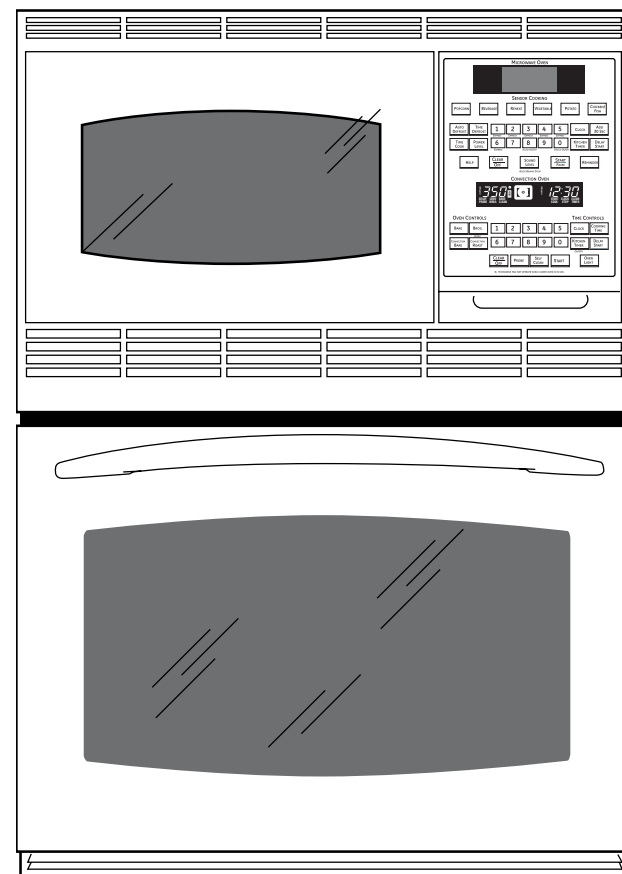
220153

# PT970DR

## GE Profile™ 30" Built-In Double Microwave/Convection Oven

### Features and Benefits

- Black gloss oven interior–Black oven interior adds a stylish touch to any kitchen
- PreciseAir™ convection system–A reversing fan circulates heat and air for evenly browned and baked foods
- Convection Bake–This setting is optimal for baking casseroles or lasagnas, yeast breads, pies and pizzas with no need to turn the pan
- Convection roast–Optimal for larger cuts of meat, this setting rotates the heat around all sides, sealing in the juices, producing rotisserie results at up to 25% faster than a conventional oven
- Super-large oven capacity–Remarkably large oven interior is ideal for holidays, dinner parties and everyday family cooking
- Self-clean oven–Self-clean allows you to spare yourself from the trouble and effort it takes to scrub the oven interior
- Electronic oven controls–Electronic pads on the control panel are easy to operate with just a touch
- 1.6 Cu. Ft. Capacity (Upper Oven Only)–Provides a large interior to accommodate a variety of cookware, dinnerware and food containers
- Turntable (upper oven only)–Rotates food throughout the cooking cycle for even cooking results
- Hidden bake oven interior–Conceals the lower oven bake element to eliminate hard-to-reach areas that collect food and spills for easy cleaning
- Model PT970DRBB – Black on black
- Model PT970DRWW – White on white



imagination at work