


SKSDW2411S

POWERSTEAM® STAINLESS STEEL DISHWASHER

SKS | SIGNATURE KITCHEN SUITE



QUADWASH™ PRO

High-pressure jets with 38% more cleaning power*, spray dishes from multiple angles, while soaking them with over one million microbubbles to help break down stubborn food residue.

DYNAMIC HEAT DRY™

Our Dynamic Heat Dry technology circulates hot air throughout the dishwasher for faster, more complete drying, delivering sparkling, table-ready dishes right off the rack including hard-to-dry plastics.

1-HOUR WASH & DRY CYCLE

The exclusive QuadWash™ Pro and Dynamic Heat Dry™ technology combine to deliver a 1-hour wash and dry cycle that delivers sparkling dishes in less time.

POWERSTEAM® FOR CLEANABILITY AND SANITATION

Use the power of steam to maximum steam cleaning for better cleaning and fewer water spots, resulting in sparkling clean dishes. Plus, it is certified by the National Sanitation Foundation to reduce bacteria on dishes by 99.999% and reach a final rinse temperature greater than 150°F when operated on the Steam cycle** for peace of mind.

EASY LOADING AND MAXIMUM FLEXIBILITY

The EasyRack™ Plus system provides outstanding flexibility and convenience, adjusting to just about any load of dishes to help ensure optimal cleaning performance. The height adjustable 3rd rack provides more space and flexibility to fit virtually everything from flatware to wine glasses.

Innovation

Wi-Fi Enabled for ThinQ® Control with iPhone / Android App	Yes
Remote Monitoring	Yes

Performance

PowerSteam® Technology	Yes
QuadWash® Pro System	Yes
Inverter Direct Drive™ Technology	Yes
LoDecibel™ Quiet Operation	40 dBA
Number of Spray Arms	3 (Top, Upper, Lower)
SenseClean™ Wash System	Yes
Vario Wash	Yes
Dynamic Heat Dry™	Yes
Hidden Water Heater	Yes
3-Stage Filtration System	Yes

Features

Number of Wash Cycles	10 (Auto, Heavy, Delicate, Refresh, Normal, 1-Hour, Download Cycle, Machine Clean, Rinse, Express)
Number of Options	8 (Flex Zone, Steam, High Temp, Dry Boost, Delay Start, Control Lock, Night Dry, Remote Start)
End of Cycle Indicator	Beeper + END Indication on Display
Detergent and Rinse-Aid Dispenser	Yes
Tub Light	Yes

*As compared to our standard QuadWash

**PowerSteam Dishwashers certified by NSF achieve a minimum 99.999 percent reduction of bacteria when operated on the Steam cycle.

©2025 LG Electronics USA, Inc. All rights reserved. "Signature Kitchen Suite" and the Signature Kitchen Suite logo are registered trademarks of LG Electronics Inc. Design, features and specifications are subject to change without notice. Specifications are for planning purposes only. Consult the product's installation instructions for final dimensional data and other details prior to making cutouts or custom panels. Consult with a heating and ventilation engineer for your specific ventilation requirements. Non-metric weights and measurements are approximate. Smart features require Internet access.

1-855-790-6655 | www.signaturekitchensuite.com

SKSDW2411S

POWERTEAM® STAINLESS STEEL DISHWASHER

SKS | SIGNATURE
KITCHEN
SUITE

Style and Design

Electronic Controls	Top Control
Signalight™ Cycle Indicator Lights	3
Time Remaining Indicator	LED
Tub Material	NeveRust™ Stainless Steel
Balanced Door	Yes

Capacity

Total Place Settings	15
EasyRack™ Plus System	Yes
Height-Adjustable 3rd Rack	Yes
Height Adjustable Upper Rack	Yes
Cutlery Baskets	Yes
Cup Rack	Yes
Stemware Holder	Yes
Fold Down Tines	Full Fold Upper / Lower
BPA-Free Nylon Coated Racks / Tines	Yes
Rack Handle	Upper / Lower
Glide Rail	Yes (Upper)
Wheel Bearing	Yes (Lower)

Technical Specs

ENERGY STAR® Certified	Yes
CEE Tier Level	1
Energy Use (kWh/Year)	238 kWh/Year
Water Use (Gallons/Cycle)	2.9
Required Power Supply	120 V, 60 Hz, 15 Amp
Inlet Water Temperature	120 °F min. - 149 °F max.
Water Pressure	20 – 80 psi

Dimensions and Weight

Overall Width (Inches)	23 3/4"
Overall Height (Inches)	33 5/8" - 36"
Overall Depth (Inches)	24 5/8"
Depth with Door Closed with Handle	26 13/16"
Depth with Door Open	49 1/4"
Net Weight (approx.)	97 lbs.
Shipping Weight (approx.)	110 lbs.

Warranty Summary*

Limited Warranty, Parts & Labor	3 Years
Limited Warranty on Control Board, Rack Parts, and Stainless Steel Door Liner or Tub, Parts Only	5 Years
Limited Warranty on Direct Drive Motor, Parts Only	10 Years

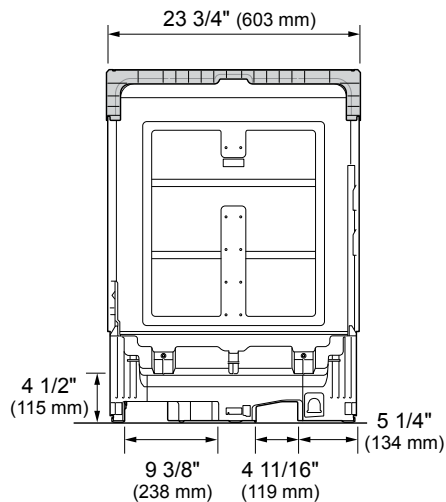
*These warranties give you specific legal rights and you may have other rights that vary from state to state. For complete warranty details, refer to your Use & Care manual.

SKSDW2411S POWERTEAM® STAINLESS STEEL DISHWASHER

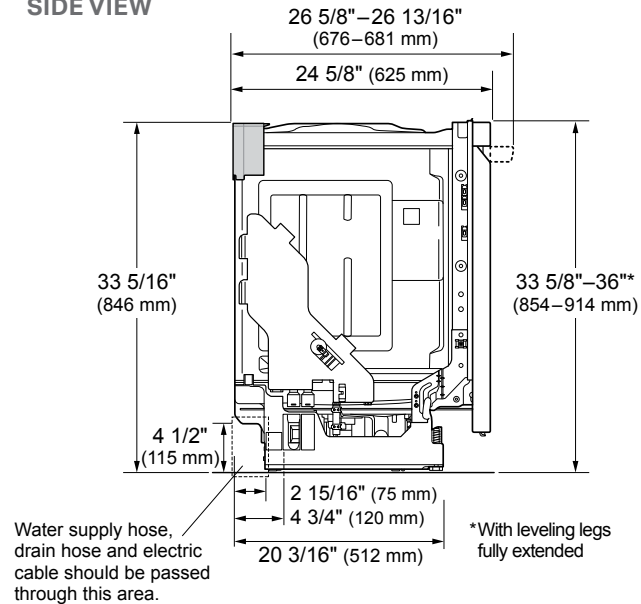
SKS | SIGNATURE
KITCHEN
SUITE

OVERALL PRODUCT DIMENSIONS

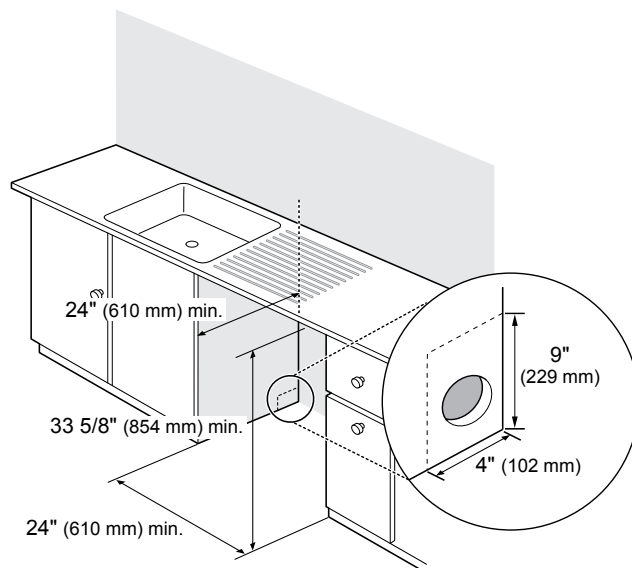
BACK VIEW



SIDE VIEW



INSTALLATION CLEARANCES



Notes

This dishwasher is designed to fit a standard dishwasher opening. An opening may be needed on both sides to route plumbing and electrical connections. See marked areas above for water and electrical clearances in base of dishwasher.

To ensure proper drainage, install the dishwasher no more than 12 ft. (3.65 m) from the sink.

Electrical connection should be in an accessible location adjacent to and not behind the dishwasher and within 4 ft. (1.2 m) of the dishwasher's side.