



## Peak

Our Lift Relaxers offer added support in the form of a reliable and easily operated chair, with all the Norwegian design and comfort of our original armchairs. For those who require that extra comfort and support, our Lift Relaxers are here to help.

Allow your relaxation to reach a new level of high with the Peak Lift Relaxer. With slender, elegantly curved armrests featuring exposed laminated wood, Peak possesses its own distinctive style. With minimal stitching detail, the backrest retains a simple look, whilst providing welcoming support and comfort to your back as you recline.

## The IMG promise

Our products are subjected to the highest Norwegian quality standards. Our comprehensive warranty policy is our promise to you that your furniture has been built to last.

**Warranty** - See warranty policy for more details.



10 years on molded foam cushions and steel frames  
5 years on mechanisms  
2 years on motor and battery-parts  
2 years on leather and fabric covers

DESIGNED IN NORWAY

## Up to 2 sizes available

See reverse for specific option availability.



## Functions - Features

### 1. Higher grade foam

Created through cold-cure foam technology, this ensures ergonomically correct seating posture and support which lasts.

### 2. Comfort precision headrest

Adjustable head and neck support gives you the ultimate comfort in all seating positions.

### 3. Height adjustable headrest

Enabling the headrest to be adjusted for taller individuals.

### 4. Effortless recline

The back recline and integrated footrest can easily be operated at the push of a button.

### 5. Steel interior springs

Steel springs located throughout the back and seat provide optimum support whilst cradling the body.

### 6. Solid frame construction

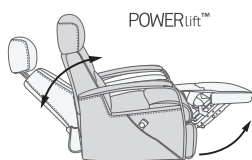
A steel and hardwood frame provides durability and strength.

### 7. Remote control system

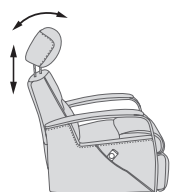
Allows you to easily operate the lift function, the backrest and footrest, or return to the home position.



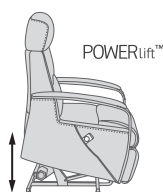
## Lift Relaxer functions



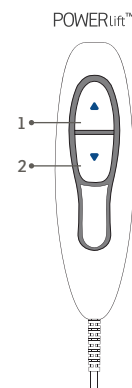
Powered recline



Manual Adjustable / tilt head and neck support



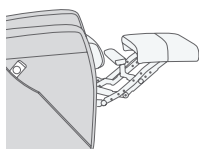
Lift support



### Single Motor Lift Chair

1. Footrest extends followed by back recline.
2. Backrest rises, followed by retracting footrest before chair lift function is activated.

## Options for Peak Lift Relaxers



Without chaise

## Measurements \*

Product code	Total width	Total depth **	Total height	Seat width	Seat height	Seat depth	Total depth (reclined)	Wall clearance requirement
LF265 / Standard / Motor	78 cm / 30.7 in	94-98 cm / 37-38.5 in	102-115 & 139-152 cm / 40.1-45.2 & 54.7-59.8 in	50 cm / 19.6 in	48 cm / 18.8 in	59 cm / 23.2 in	155.5-165 cm / 61.2-64.9 in	22-26 cm / 8.6-10.2 in
LF365 / Large / Motor	83 cm / 32.6 in	94-98 cm / 37-38.5 in	102-115 & 139-152 cm / 40.1-45.2 & 54.7-59.8 in	55 cm / 21.6 in	48 cm / 18.8 in	59 cm / 23.2 in	155.5-165 cm / 61.2-64.9 in	22-26 cm / 8.6-10.2 in

\* The dimensions are approximate and may vary with +/-2cm

\*\* Removing the chaise will reduce the total depth by 2cm