

## 1224DWR • 24" Solid Refrigerator Drawers • 1000 Series

### FEATURES & BENEFITS



STAINLESS  
SOLID



INTEGRATED  
SOLID

#### PERFORMANCE

- Volume of 5.4 cu ft holds up to 98 bottles (12 oz) or 150 cans (12 oz)
- Digital Touch Pad Control is conveniently located in top drawer
- Temperature range: 34°F - 45°F
- Digital passive cooling system
- Maintains temperature to within 1°F of the set point to maximize preservation

#### INTERIOR/EXTERIOR

- Black interior is illuminated with LED lighting
- Equipped with 2 full-extension robust stainless drawers
- Standard commercial stainless steel handle is interchangeable with professional handle accessory

#### INTEGRATION

- Unit is designed to be built-in or can be freestanding with the freestanding accessory kit
- Integrated model requires ¾" custom door panel
- Four independently adjustable leveling legs provide a precise undercounter fit
- Available in the following finishes: Stainless or Integrated

### MODEL DETAILS

Model	Voltage	Door Swing	Finish	Shipping Weight
U-1224DWRS-00A	115	Drawers	Stainless Solid	142 lbs
U-1224DWINT-00A	115	Drawers	Integrated Solid	134 lbs

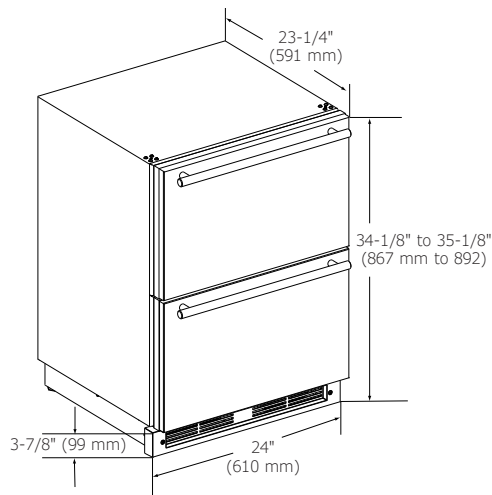
### ACCESSORIES

Model	Description	Finish	Shipping Weight
23054-02	Professional Drawer Handle, 1 ¼" Diameter	Stainless	2 lbs
23050-02	Commercial Drawer Handle, 7/8" Diameter	Stainless	2 lbs
U-FSK-B	Freestanding Kit	Black	3 lbs
26013	1k Top Drawer Slide and Divide Bin Organizer	na	3 lbs

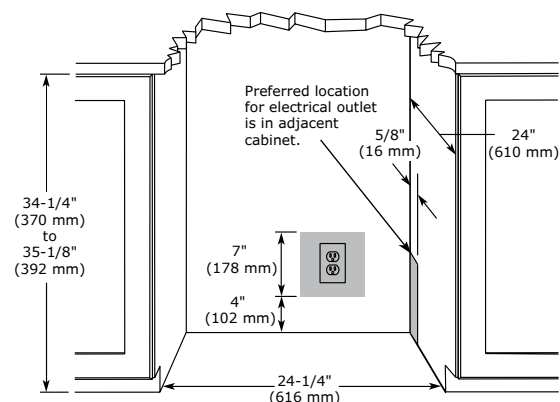
## 1000 Series • 24" Solid Refrigerator Drawers • 1224DWR

### DIMENSIONS

Dimensions shown apply to all finishes, including Integrated (INT) models with 3/4" overlay panel/frame installed.



### CABINET CUT-OUT



### INSTALLATION NOTES

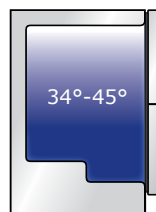
Cutout includes the additional 1/4" width overall to ensure proper installation.

No additional clearance around sides, top or rear of unit is needed for ventilation.

### SPECIFICATIONS

Model	1224DWR
Amps: Running	1.2
Capacity: Bottle (12 oz)	98
Capacity: Can (12 oz)	150
Capacity: Volume (cu ft)	5.4
Control Type	Digital Touch Pad
Dimensions: Product Depth	23 1/4" / 591 mm
Dimensions: Product Height	34 1/8" / 867 mm
Dimensions: Product Width	24" / 610 mm
Energy Consumption: Avg. Per Year	305 kWh
ENERGY STAR	No
Product Weight: Max	132 lbs
Refrigerant Type	R600a
Sabbath (Star K Certified)	Yes
Temperature Range	34°F - 45°F

### COOLING SYSTEM



### ELECTRICAL REQUIREMENTS

This unit requires a grounded a polarized 115 VAC, 60 Hz, 15 A power supply (normal household current).



Residential &  
Commercial

Please visit [u-line.com](http://u-line.com) to view this model's User Guide.  
All specifications are subject to change without notice.