

## Single Wall Ovens

FFEW2425Q S/W/B

24" Electric



### Product Dimensions

Height	31-7/16"
Width	23-7/8"
Depth	25-3/16"

### More Easy-To-Use Features

#### Attractive Stainless Steel Exterior<sup>1</sup>


**Built with American Pride**  
Designed, engineered and assembled in the U.S.A.

#### Dual Radiant™ Baking and Roasting

**A.D.A. Compliant**  
When properly installed, this model is A.D.A.-qualified based on the United States Access Board's A.D.A./A.B.A. Accessibility Guidelines and the Department of Justice's 2010 A.D.A. Standards for Accessible Design.



#### Available in:



<sup>1</sup>Select models only.

## Signature Features

### Self-Cleaning

Your oven cleans itself—so you don't have to. Self clean options available in 2 and 3-hour cycles.

### Vari-Broil™ Temperature Control

Allows you to choose between two heat levels.

### Ready-Select® Controls

Easily select options or control cooking temperature with our easy-to-use controls.

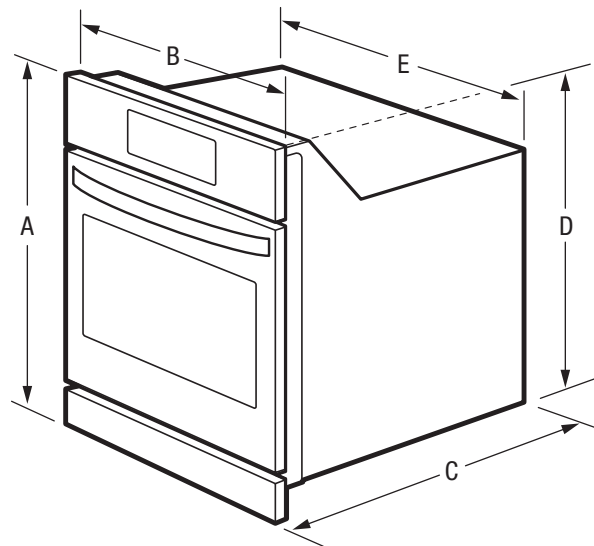
### Auto Shut-Off

As an extra safety measure, the oven will automatically shut off after 12 hours.

Features	
Oven Control/Timing System	Ready-Select®
Window	Large
Exterior Door Finish	Stainless Steel (S), Color-Coordinated (W/B)
Handle Design	Stainless Steel (S), Color-Coordinated (W/B)
Oven Cleaning System	Self-Clean
Oven Controls	
Bake/Broil	Yes/Variable (Hi - Lo)
Convection Conversion	
Convection Bake/Broil/Roast	
Quick Bake Convection	
PowerPlus® / Quick Preheat	
Keep Warm	
Add-a-Minute	
Delay Start	
Self-Clean	2, 3, 4 Hours
Rapid / Quick Clean Option	
Delay Clean	2, 3, 4 Hours
Kitchen Timer	Yes
Timed Cook Option	
Control Lock	Yes
Auto Oven Shut-Off	12 Hours
Oven Lock-Out	Yes
Oven Features	
Capacity (Cu. Ft.)	3.3
Convection System	
Oven Light	1 Halogen
Hidden Bake Element	
Rack Configuration	2 Standard
Baking System	
Broiling System	Vari-Broil™ High/Low
Bake/Broil Element (Watts)	2,100 / 3,400
Certifications	
A.D.A. Compliant¹	Yes
Specifications	
Oven Interior (H x W x D)	16" x 17" x 18-1/2"
Power Supply Connection Location	Left Bottom Rear
Voltage Rating	240V / 208V / 60Hz
Connected Load (kW Rating) @ 240/208 Volts²	3.7 / 2.8
Amps @ 240/208 Volts	15.4 / 13.5
Minimum Circuit Required (Amps)	20
Approved for Under-Counter Installation	Yes
Shipping Weight (Approx.)	115 Lbs.

¹When properly installed, this model is A.D.A.-qualified based on the United States Access Board's A.D.A./A.B.A. Accessibility Guidelines and the Department of Justice's 2010 A.D.A. Standards for Accessible Design.

²Single phase 3- or 4-wire cable, 120/240 or 120/208 Volt, 60 Hertz AC only electrical supply with ground required on separate circuit fused on both sides of line.

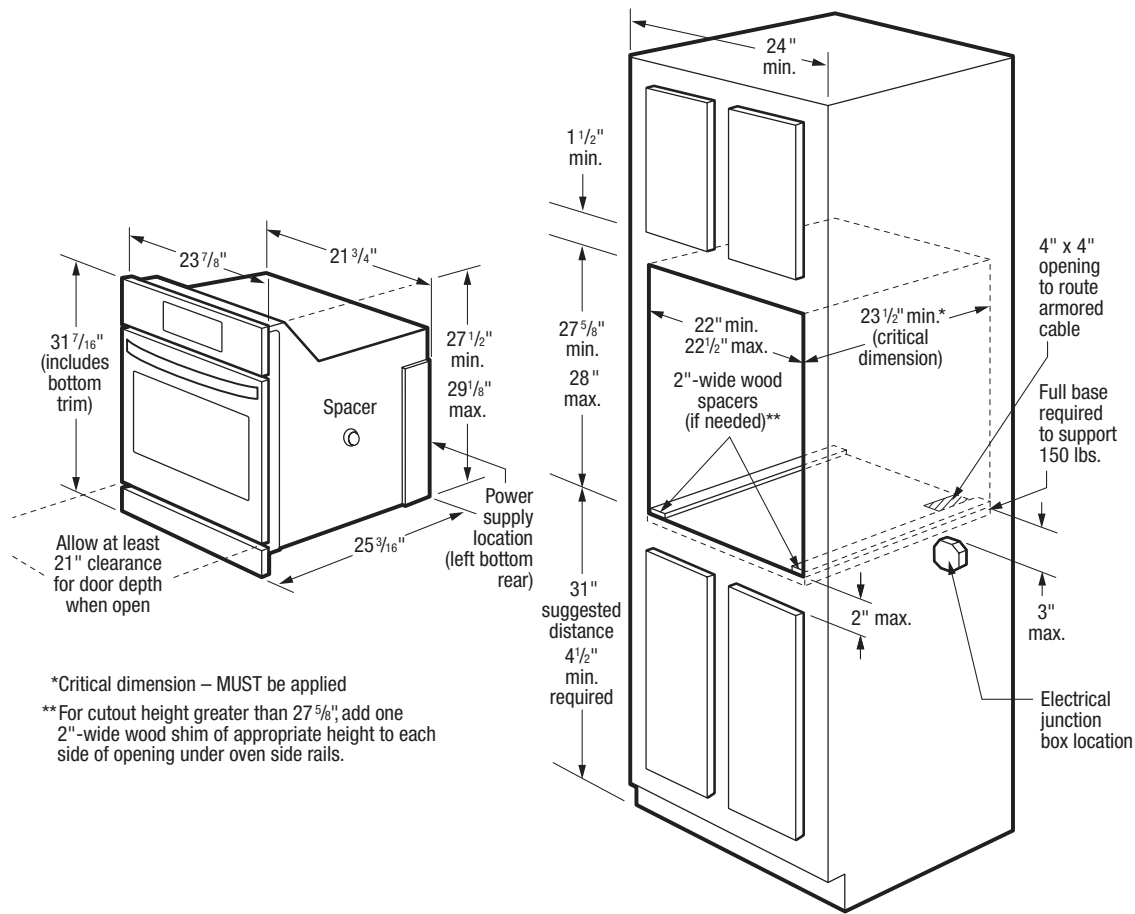


NOTE: For planning purposes only. Always consult local and national electric codes. Refer to Product Installation Guide for detailed installation instructions on the web at [frigidaire.com](http://frigidaire.com).



Product Dimensions		Cutout Dimensions	
A - Height	31-7/16"	Height (Min.)	27-5/8"
B - Width	23-7/8"	Height (Max.)	28"
C - Depth	25-3/16"	Width (Min.)	22"
D - Height (Wrapper) (Min./Max)	27-1/2" / 29-1/8"	Width (Max.)	22-1/2"
E - Width (Wrapper)	21-3/4"	Depth (Min.)	23-1/2"
Depth with Door Open 90°	44-3/4"		

Accessories information available on the web at [frigidaire.com](http://frigidaire.com)



## Single Wall Oven Specifications

- Product Shipping Weight (approx.) – 115 Lbs.
- Single phase 3- or 4-wire cable, 120/240 or 120/208 Volt, 60 Hertz AC only electrical supply with ground required on separate circuit fused on both sides of line.
- Connected Load (kW Rating) @ 240/208 Volts = 3.7/2.8kW
- Amps @ 240/208 Volts = 15.4/13.5 Amps
- Recommended Circuit Breaker – 20 Amps
- Always consult local and national electric codes.
- Minimum 21" clearance for oven door depth when open.
- Minimum required distance from floor is 4-1/2", recommended distance is 31".
- Minimum 23-1/2" deep cutout dimension is critical for proper installation, to ensure that oven's faceplate will fit flush against cabinet front.

- To adapt oven to fit cutout height greater than 27-5/8", add one 2"-wide wood shim of appropriate height to each side of opening under oven side rails. Lifting oven will hide larger cutout opening at top and oven's bottom trim will hide shims at bottom.
- Full oven base of solid plywood or similar material required, capable of supporting 150 Lbs.
- Base must be level and cabinet front must be square.
- Single Wall Oven is NOT approved to be used in stackable or side-by-side installation.
- Single Wall Oven is approved to be used in under-counter installation.
- Single Wall Oven is NOT approved to be used in under-cooktop installation.

**Note:** For planning purposes only. Refer to Product Installation Guide on the web at [frigidaire.com](http://frigidaire.com) for detailed instructions.