



ASSEMBLY INSTRUCTIONS COASTER FINE FURNITURE



Fine Furniture for every stage of life

903044
ACCENT CHAIR

ITEM : 903044

ASSEMBLY INSTRUCTIONS




ASSEMBLY TIPS:

- 1.Remove hardware from box and sort by size.
- 2.Please check to see that all hardware and parts are present prior to start of assembly.
- 3.Please follow attached instruction in the same sequence as numbered to assure fast & easy assembly.



WARNING!

- 1.Don't attempt to repair or modify parts that are broken or defective. Please contact the store immediately.
- 2.This product is for home use only and not intended for commercial establishment.



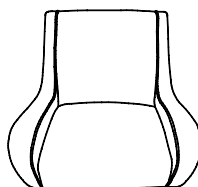
ASSEMBLY TIME

10 MINUTES

PARTS IDENTIFICATION

A

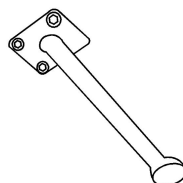
CHAIR



1PC



B

LEG

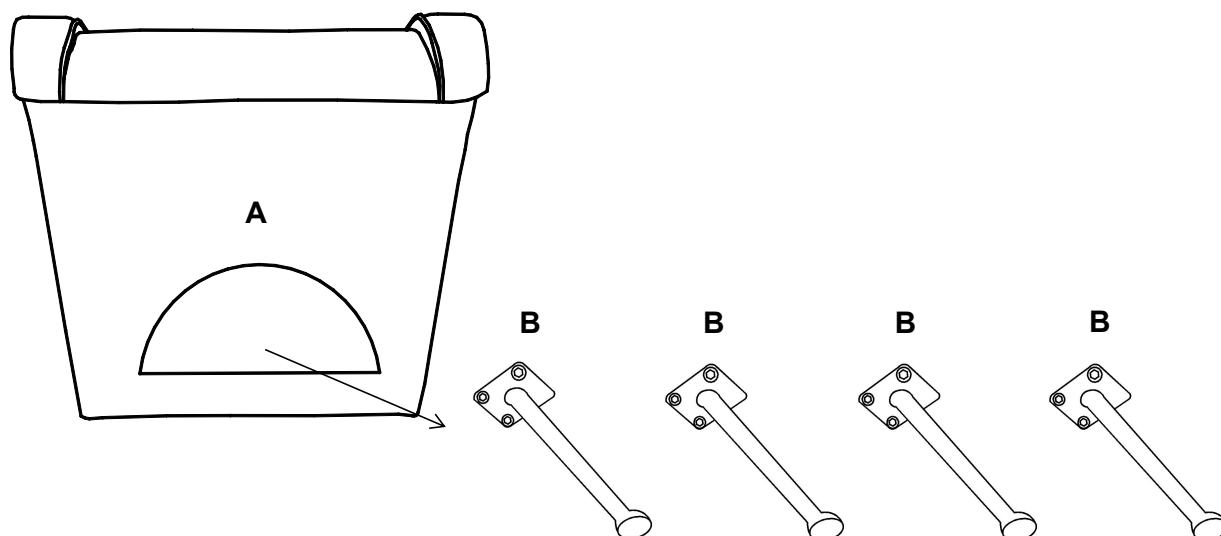


4PCS

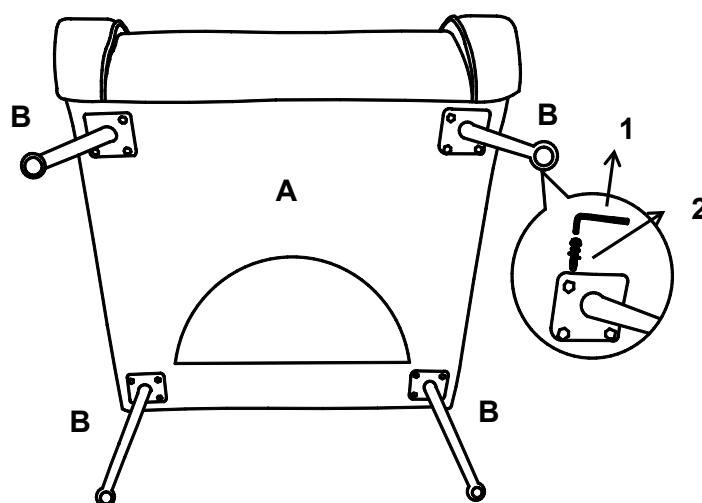
HARDWARE IDENTIFICATION

	HARDWARE NAME	FIGURE	Q'TY
1	Allen wrench 5*23*73mm		1 PC
2	Bolt 30*10*10mm		12 PCS

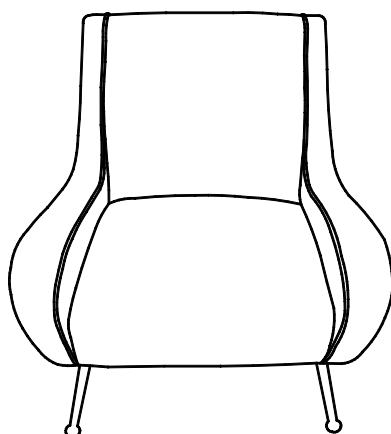
ITEM : 903044
ASSEMBLY INSTRUCTIONS
STEP 1



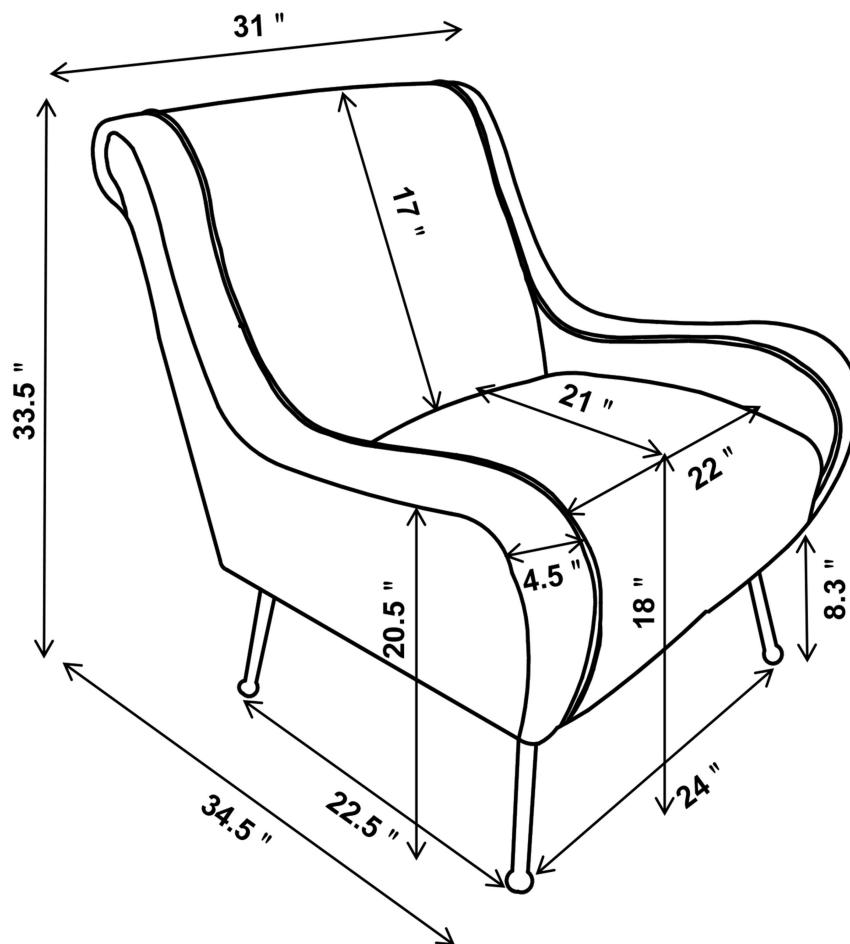
STEP 2



STEP 3



ITEM : 903044



NOTE:Dimension tolerance $\pm 5\%$

