

Search the Catalog



Search for Availability



NEW

# Onita Twin Panel Platform Bed with 1 Side Storage

SKU - EB9630B10 (B100-11,EB9630-253,EB9630-260,EB9630-52,EB9630-89) | Status - New



General Dimensions: Metric ☐

Weight : 207 lbs. | Cube : 8.75 ft


Style: Contemporary

Showroom: Signature Design


Division: Signature Casegoods

Color: White


Size



Twin



Full



Queen

## PRODUCT DESCRIPTION

Create the modern bedroom of your dreams. This twin panel platform bed offers a minimal design with maximum style, combining ultra-clean lines and an easy-elegant solid white finish with a hardware-less aesthetic. Spacious storage drawers with ball-bearing glides make putting things away a snap. Adjustable height settings make this a bed that has real staying power. There's no box spring or foundation needed, so you can splurge on a mattress that's sure to carry you away to a soothing place.

- Includes headboard, panels, rails, roll slats and 2 side storage drawers
- Made with engineered wood (MDF/particleboard/plywood) and decorative laminate for the right balance of affordability and durability
- Solid white finish
- Decorative laminate replicates natural or man-made material surfaces with consistent color, pattern and texture
- Headboard adjusts to various mattress heights

- 2 smooth-gliding storage drawers with vinyl-wrapped sides and back for extra durability
- Bed does not require a foundation/box spring
- Mattress available, sold separately
- Assembly required

DIMENSIONS

☐ General Dimensions: Metric

Inches	Carton:	Unit of	EA
	Inches	Measure:	
	Express	Qty Per	1
	Shipped:	Carton:	
	Inches		
	Weight	: 207 lbs.	
	Cubes	: 8.75 ft	
	UPC		

Weight : 207 lbs. | Cube : 8.75 ft

Get To Know Us

Customer Care

Get Inspired

Copyright © 2024 Ashley Furniture Industries, LLC

[Website Information](#)

[Privacy](#) | [Legal Notices and Terms of Use](#)

Need Technical Support  
[Click here to Contact Us](#)