



ASSEMBLY INSTRUCTIONS
COASTER FINE FURNITURE



Fine Furniture for every stage of life

222494
Mirror

ITEM: **222494**



ASSEMBLY INSTRUCTIONS

ASSEMBLY TIPS:

1. Remove hardware from box and sort by size.
2. Please check to see that all hardware and parts are present prior to start of assembly.
3. Please follow attached instructions in the same sequence as numbered to assure fast & easy assembly.



WARNING!

1. Don't attempt to repair or modify parts that are broken or defective. Please contact the store immediately.
2. This product is for home use only and not intended for commercial establishments.

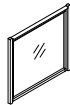


ASSEMBLY TIME

15 MINUTES

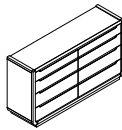
PARTS IDENTIFICATION

A MIRROR



1PC

B DRESSER FROM
BOX ITEM 222493



1PC

C MIRROR SUPPORT
(PACKED WITH DRESSER)



2PCS

HARDWARE IDENTIFICATION

1 BOLT
(1/4" x 32mm - BLK)



6PCS

2 LOCK WASHER
(1/4" - BLK)



6PCS

3 FLAT WASHER
(1/4" x 19 x 1.5mm - BLK)



6PCS

4 ALLEN WRENCH
(74 x 30 x 4mm - BLK)

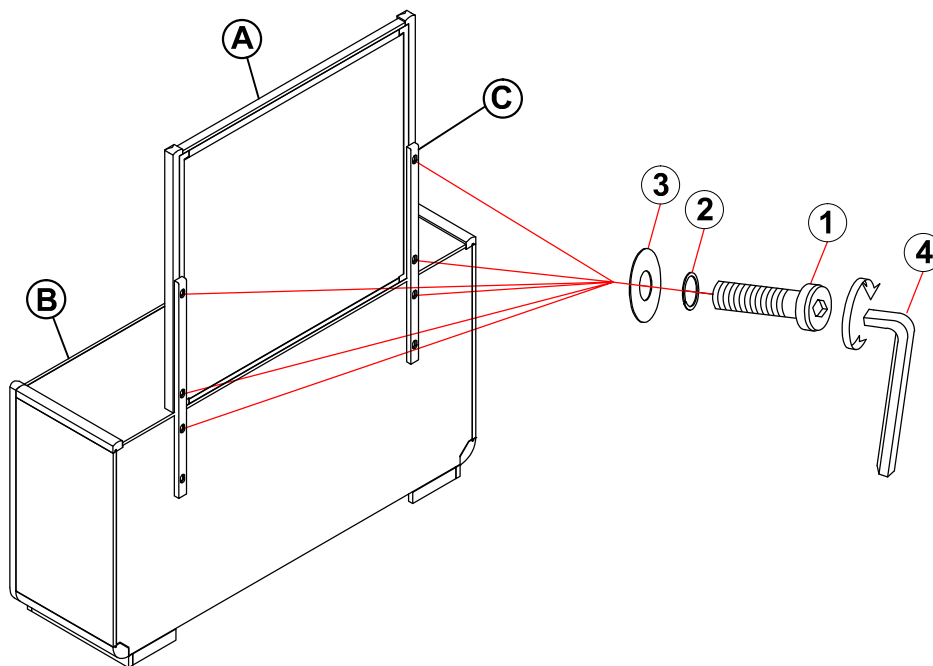


1PC

ITEM: **222494**
ASSEMBLY INSTRUCTIONS


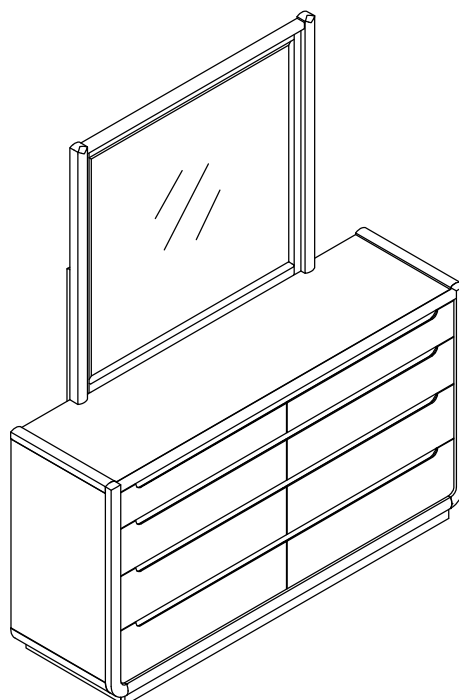


STEP 1

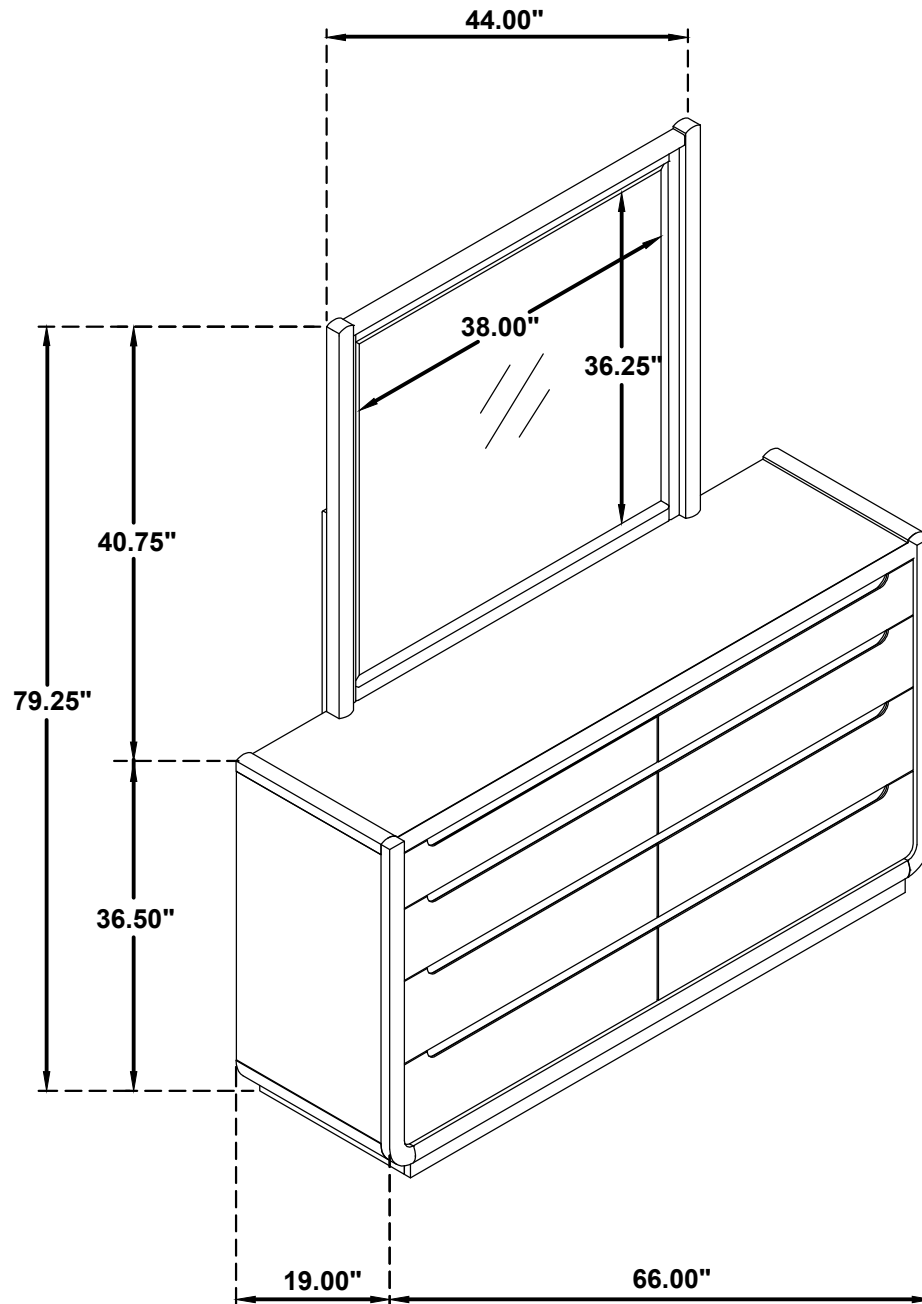


BACK VIEW

STEP 2
COMPLETE



ITEM: **222494**



Note : Dimension tolerance $\pm 5\%$