

Thank you for purchasing this quality product. Be sure to unpack carefully looking for small parts which may have come loose during shipment.

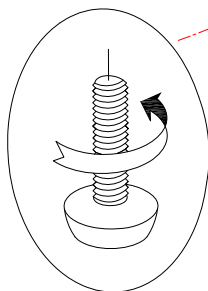
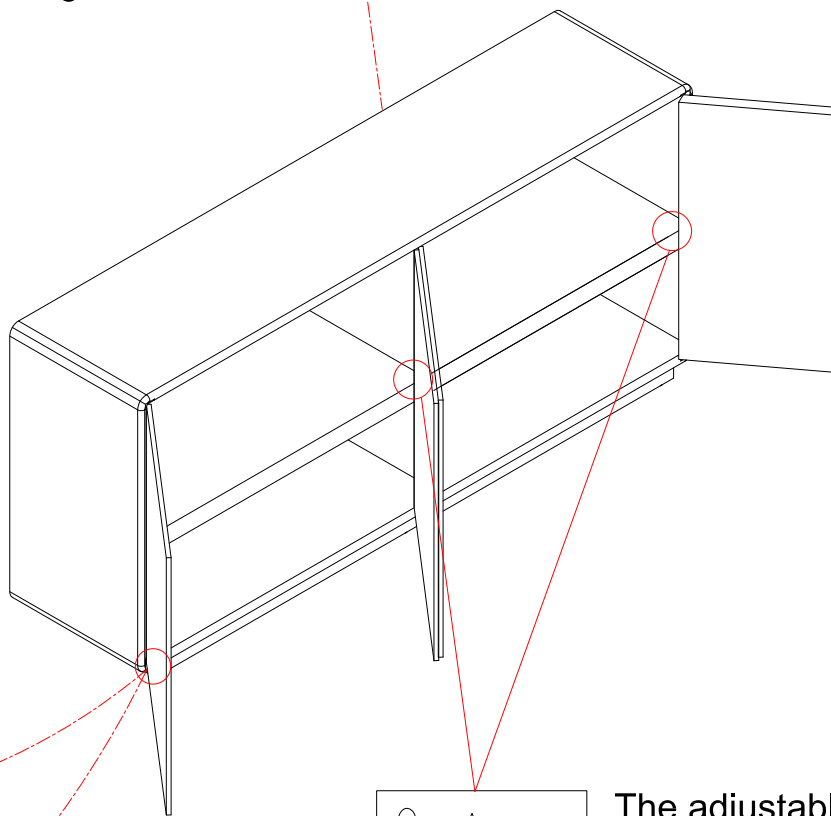
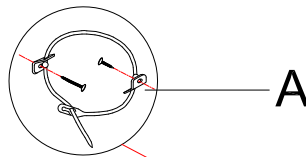
Read all instruction and study the drawing carefully before starting the assembly process.

HARDWARE PACK

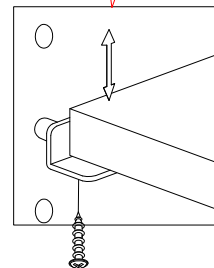
NO.	DRAWING	DESCRIPTION	SIZE	Q'TY
A		Anti - Tip Kit		1 PC

Tipping Restraint

Anti-tip kit is included for use.
We recommend installing for
safety reason.



Adjust leveler if needed to level
credenza on uneven floor.



The adjustable shelves are
screwed in place to avoid
damage during transit.
To adjust the shelf height,
remove screws then place
shelf pins in the desired
level.