


ASSEMBLY INSTRUCTIONS

Model: U8522

Description: LSF Power Recliner, Armless chair, Wedge & RSF
Power Console Reclining Loveseat Modular Sectional

Thank you for purchasing this quality product. Be sure to check all packing material carefully for small parts that may have come loose inside the carton during shipment

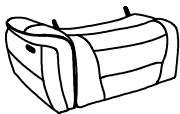

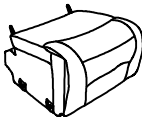

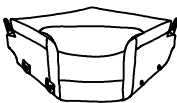

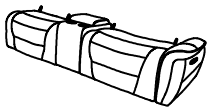









ASSEMBLY INSTRUCTIONS

Model: U8522

Description: LSF Power Recliner, Armless chair, Wedge & RSF Power Console Reclining Loveseat Modular Sectional

Thank you for purchasing this quality product. Be sure to check all packing material carefully for small parts that may have come loose inside the carton during shipment

PARTS LIST				PARTS LIST			
NO.	DESCRIPTION	SKETCH	QTY	NO.	DESCRIPTION	SKETCH	QTY
A	SEAT OF LEFT SIDE FACING POWER RECLINER		1 PC	G	BACK REST OF WEDGE		1 PC
B	SEAT OF ARMLESS CHAIR		1 PC	H	BACK REST OF WEDGE		1 PC
C	SEAT OF WEDGE		1 PC	I	BACK REST OF RIGHT FACING POWER CONSOLE RECLINING LOVESEAT		1 PC
D	SEAT OF RIGHT FACING POWER CONSOLE RECLINING LOVESEAT		1 PC	K	BACK REST OF CONSOLE		1 PC
E	BACK REST OF LEFT SIDE FACING POWER RECLINER		1 PC	L	LEFT EAR		1 PC
F	BACK REST		2 PCS	M	RIGHT EAR		1 PC

HARDWARE LIST				HARDWARE LIST			
NO.	DESCRIPTION	SKETCH	QTY	NO.	DESCRIPTION	SKETCH	QTY
N	ADAPTER		2 PCS	O	STARKNOBBOLT (Ø1/4" X50MM)		2 PCS

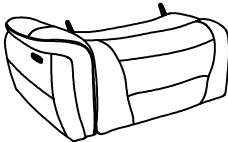



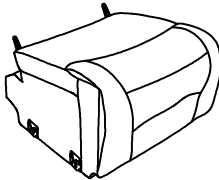

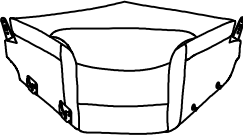


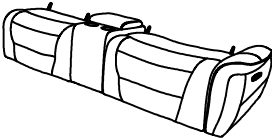






ASSEMBLY INSTRUCTIONS

Model: U8522

Description: LSF Power Recliner, Armless chair, Wedge & RSF Power Console Reclining Loveseat Modular Sectional

Thank you for purchasing this quality product. Be sure to check all packing material carefully for small parts that may have come loose inside the carton during shipment

U8522 IS PACKED IN 4 CASES

CARTON	DISIGNATION	PART	HARDWARE
U8522-LSF PR W/USB 1 OF 4	LEFT SIDE FACING 1 POWER RECLINER W/USB		 E x 1PC  N x 1PC  L x 1PC
U8522-AC 2 OF 4	ARMLESS CHAIR		 F x 1PC
U8522-WEDGE 3 OF 4	WEDGE		 G x 1PC  H x 1PC
U8522-RSF PCRLS W/USB 4 OF 4	RIGHT SIDE FACING POWER CONSOLE RECLINING LOVESEAT		 F x 1PC  I x 1PC  K x 1PC  M x 1PC  N x 1PC  O x 2PCS

ASSEMBLY INSTRUCTIONS

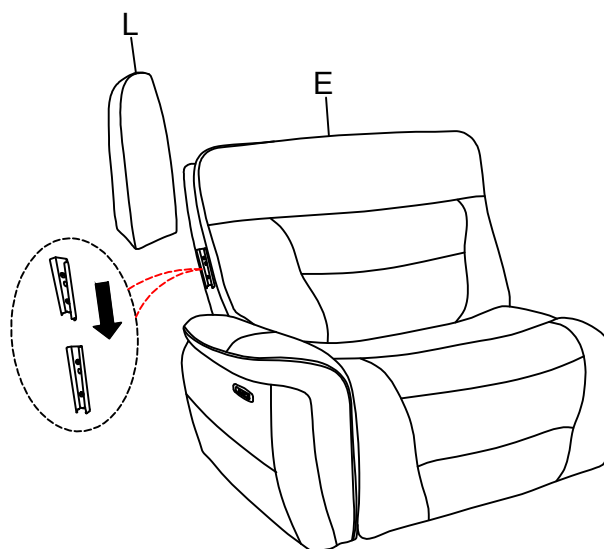
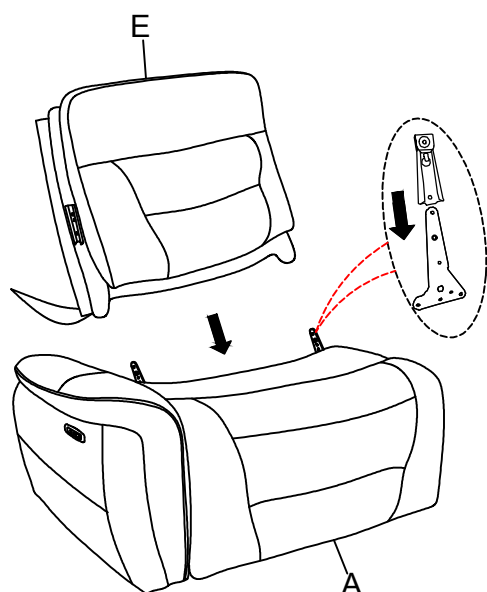
Model: U8522

Description: LSF Power Recliner, Armless chair, Wedge & RSF
Power Console Reclining Loveseat Modular Sectional

Thank you for purchasing this quality product. Be sure to check all packing material carefully for small parts that may have come loose inside the carton during shipment

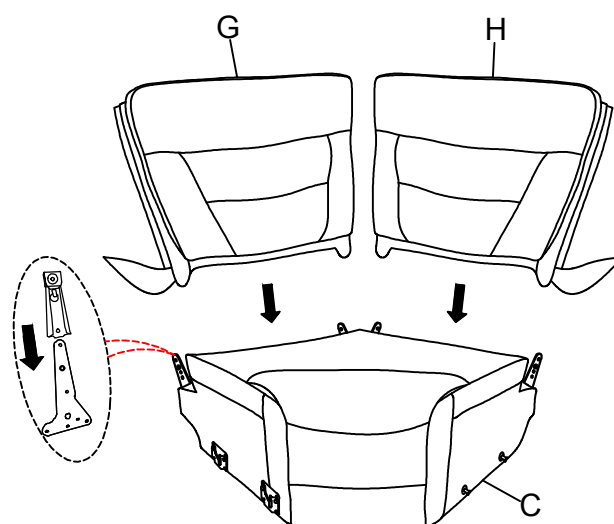
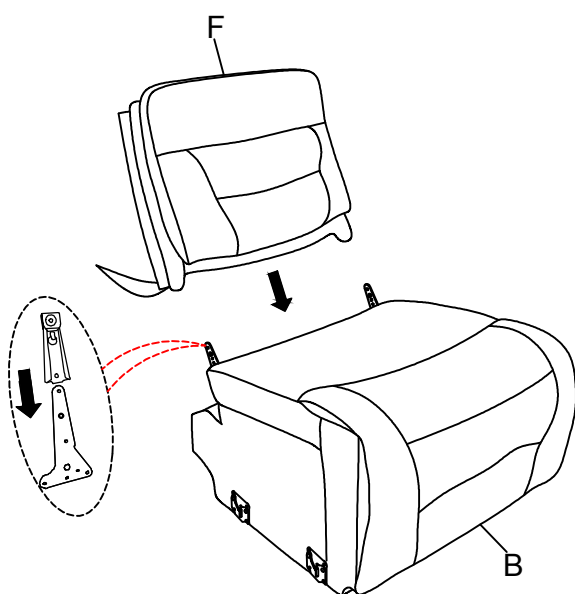
Step 1: Attach the back rest (E) to seat (A) as shown below diagram.

Attach the left ear (L) to back rest (E) as shown below diagram.



Step 2: Attach the back rest (F) to seat (B) as shown below diagram.

Attach the back rest (G) (H) to seat (C) as shown below diagram.



4 OF 6

Made in Vietnam

ASSEMBLY INSTRUCTIONS

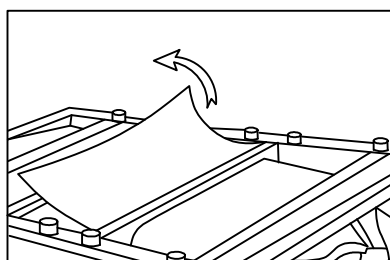
Model: U8522

Description: LSF Power Recliner, Armless chair, Wedge & RSF
Power Console Reclining Loveseat Modular Sectional

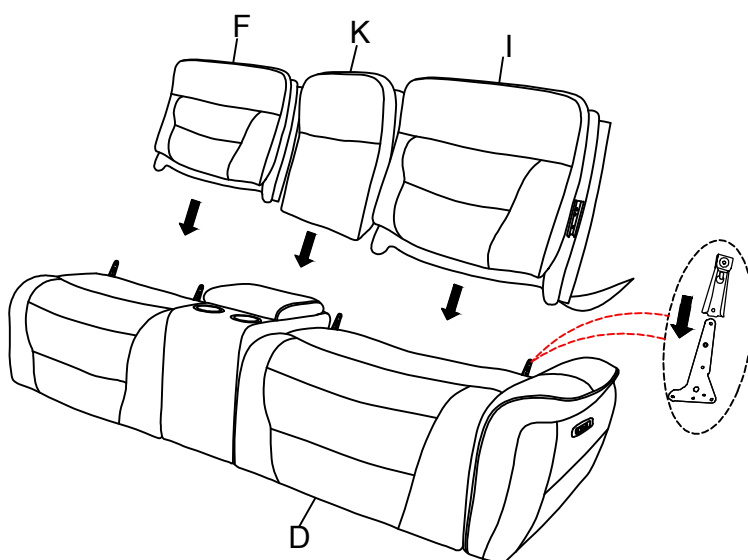
Thank you for purchasing this quality product. Be sure to check all packing material carefully for small parts that may have come loose inside the carton during shipment

Step 3:

Attach Backrest (F) (I) into the seat (D) as shown below diagram.

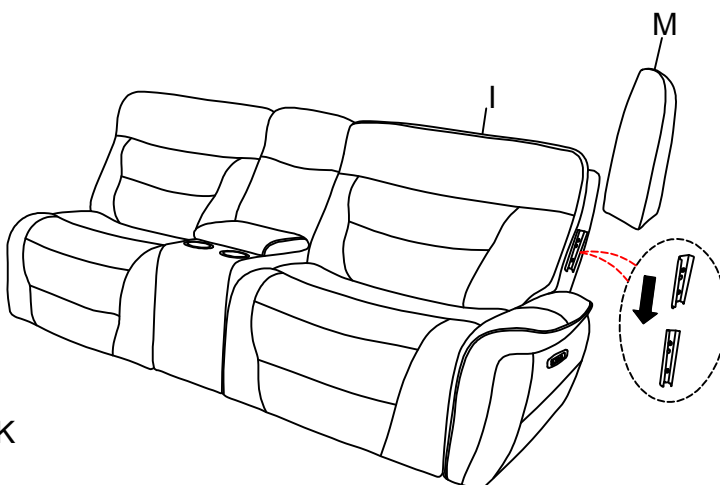
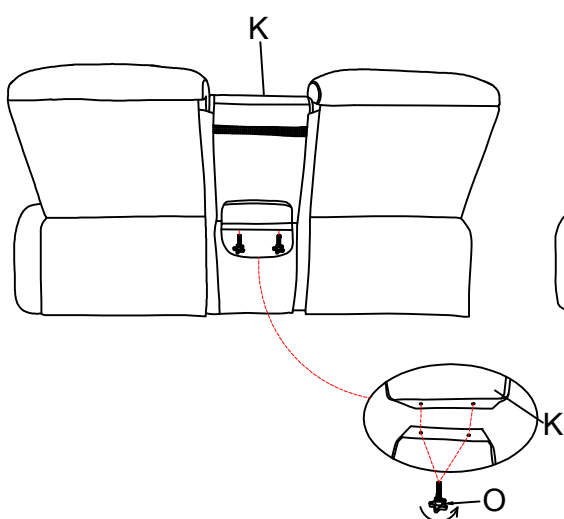


Part K Is Located Under
The Sectional In Velcro
Compartments



Step 4:

Attach Right Ear (M) into the backrest (I) as shown below diagram.



Take out the knob screws (O) at the Console Backrest (K) then
place the Console Backrest (K) to right location and attach to the
seat (D) by turning the Knob screws (O) clockwise.

5 OF 6

Made in Vietnam

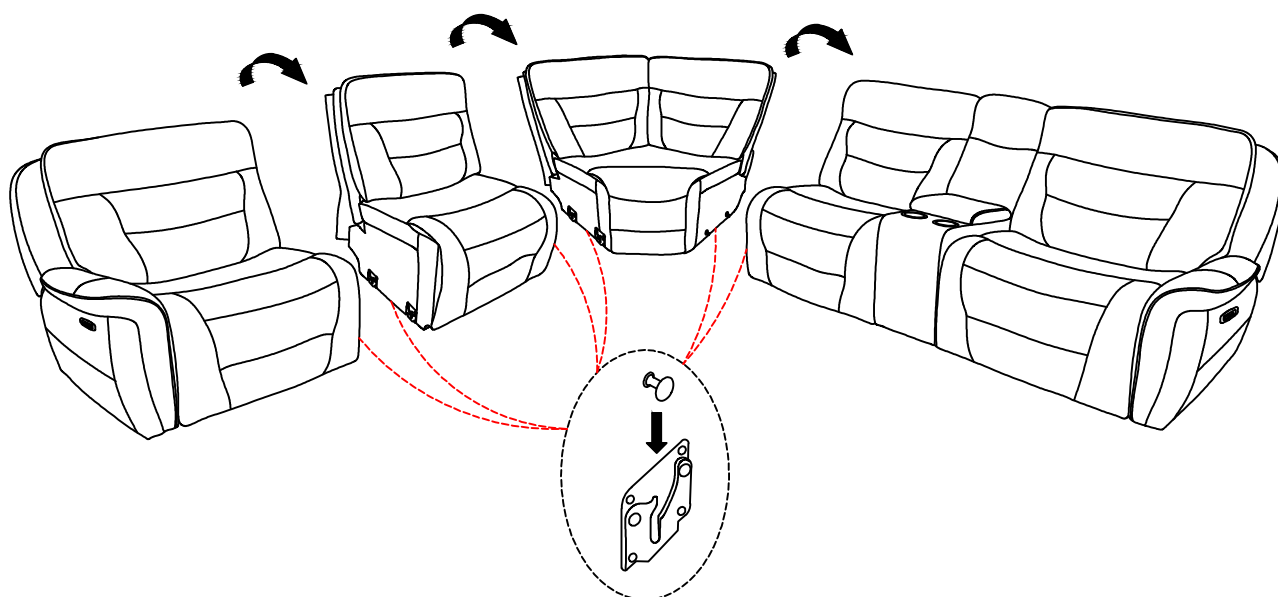
ASSEMBLY INSTRUCTIONS

Model: U8522

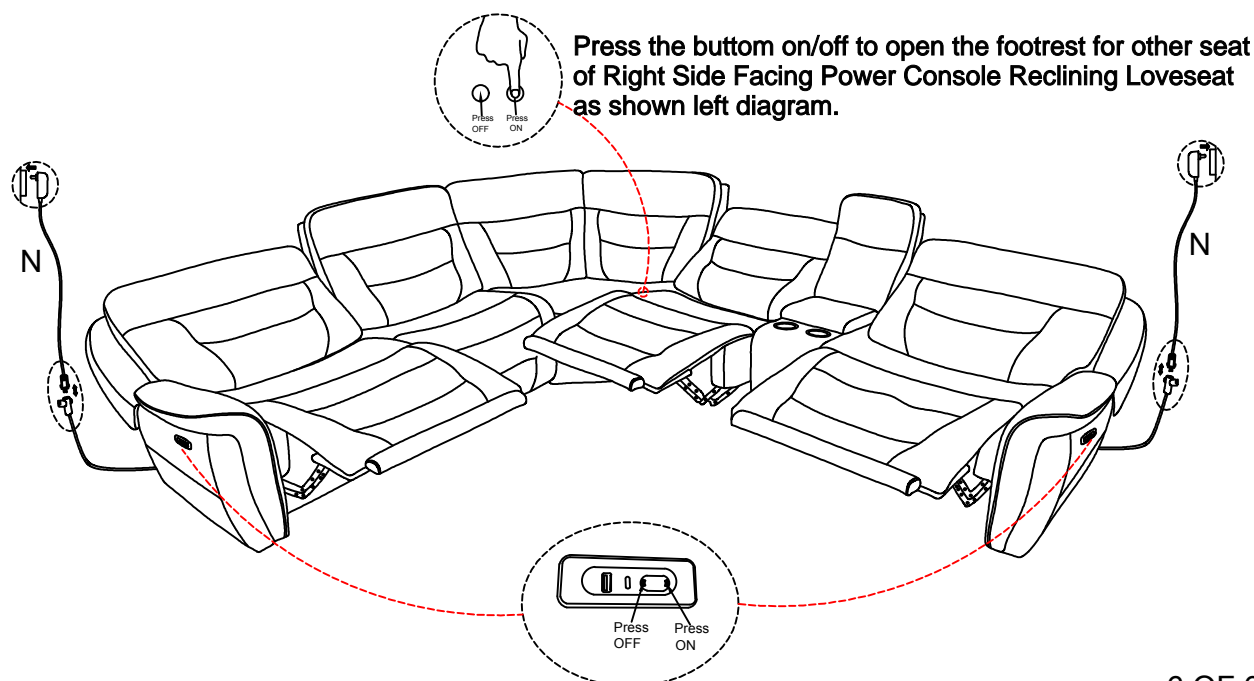
Description: LSF Power Recliner, Armless chair, Wedge & RSF Power Console Reclining Loveseat Modular Sectional

Thank you for purchasing this quality product. Be sure to check all packing material carefully for small parts that may have come loose inside the carton during shipment

Step 5: Connect all the parts as below diagram to become completed sectional.



Step 6: Use the Adapter (N) to connect with power, then open the footrest by pressing the power button on/off.



6 OF 6

Made in Vietnam