

ASSEMBLY INSTRUCTIONS
COASTER FINE FURNITURE



Fine Furniture for every stage of life

707797
End Table

ITEM: **707797**



ASSEMBLY INSTRUCTIONS

ASSEMBLY TIPS:

1. Remove hardware from box and sort by size.
2. Please check to see that all hardware and parts are present prior to start of assembly.
3. Please follow attached instructions in the same sequence as numbered to assure fast & easy assembly.



WARNING!

1. Don't attempt to repair or modify parts that are broken or defective. Please contact the store immediately.
2. This product is for home use only and not intended for commercial establishments.



ASSEMBLY TIME

10 MINUTES

PARTS IDENTIFICATION

A	TOP		1PC
B	LEG		4PCS

HARDWARE IDENTIFICATION

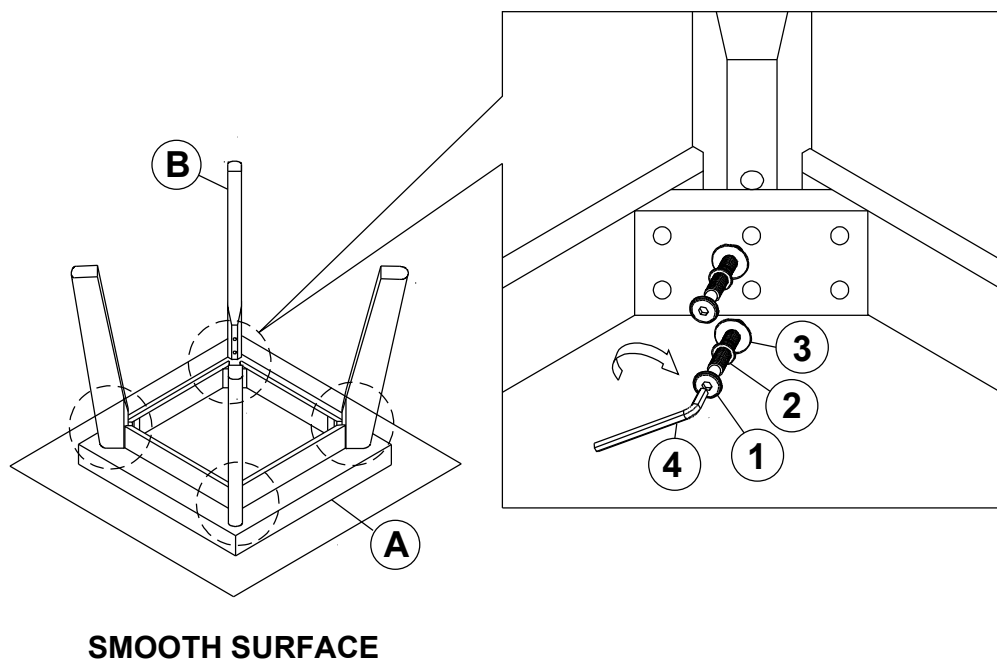
1	BOLT (M6 x 60mm - RBW)		8PCS
2	LOCK WASHER (M6 x 13mm - RBW)		8PCS
3	FLAT WASHER (M6 x 19mm - RBW)		8PCS
4	ALLEN WRENCH (M4 x 65mm - BLK)		1PC

ITEM: **707797**




ASSEMBLY INSTRUCTIONS

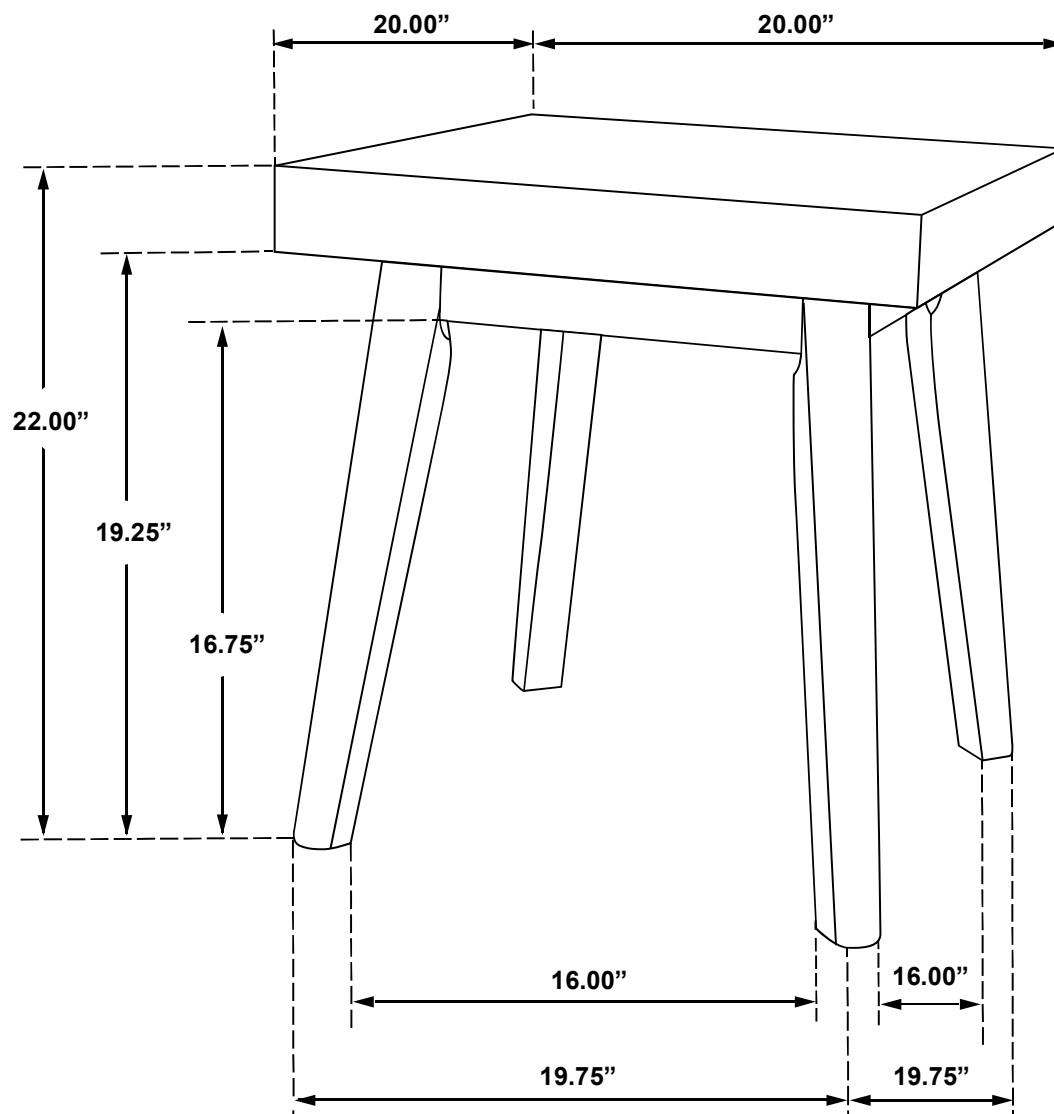
STEP 1



STEP 2 COMPLETE



ITEM: **707797**



Note : Dimension tolerance $\pm 5\%$



ASSEMBLY INSTRUCTIONS COASTER FINE FURNITURE



Fine Furniture for every stage of life

707798
Coffee Table

ITEM: **707798**



ASSEMBLY INSTRUCTIONS

ASSEMBLY TIPS:

1. Remove hardware from box and sort by size.
2. Please check to see that all hardware and parts are present prior to start of assembly.
3. Please follow attached instructions in the same sequence as numbered to assure fast & easy assembly.



WARNING!

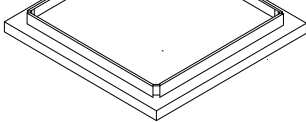

1. Don't attempt to repair or modify parts that are broken or defective. Please contact the store immediately.
2. This product is for home use only and not intended for commercial establishments.







ASSEMBLY TIME

10 MINUTES

PARTS IDENTIFICATION

A	TOP		1PC
B	LEG		4PCS

HARDWARE IDENTIFICATION

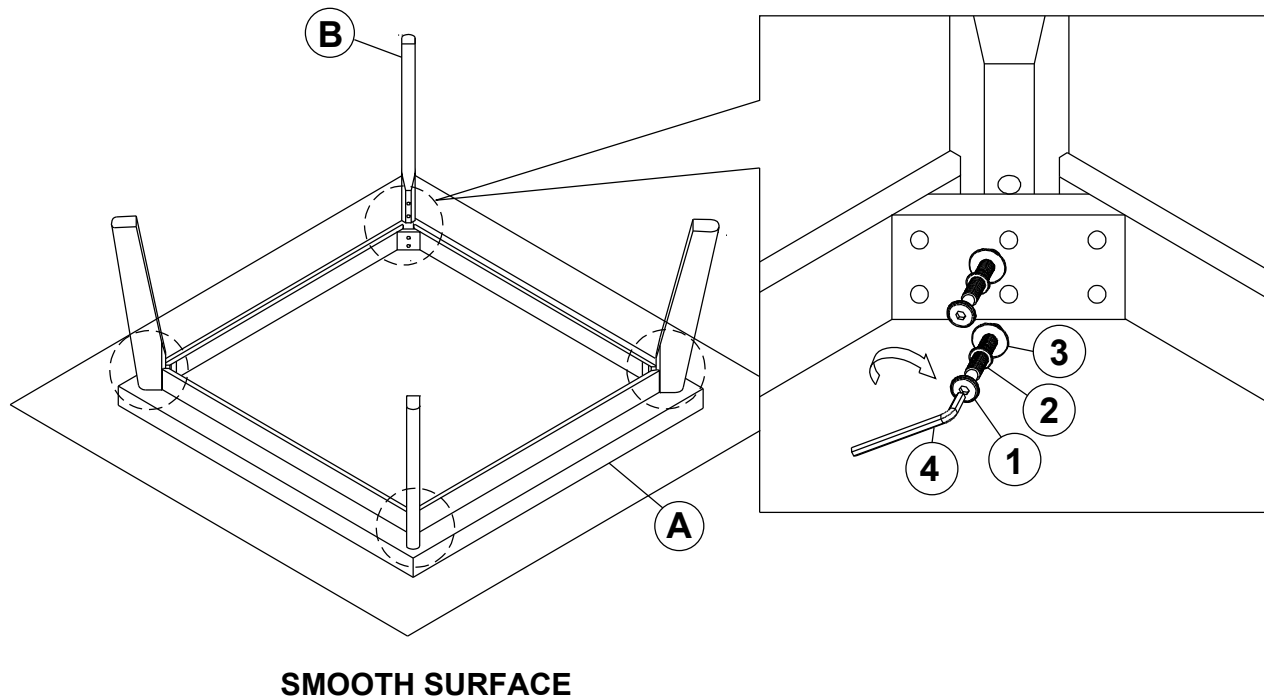
1	BOLT (M6 x 60mm - RBW)		8PCS
2	LOCK WASHER (M6 x 13mm - RBW)		8PCS
3	FLAT WASHER (M6 x 19mm - RBW)		8PCS
4	ALLEN WRENCH (M4 x 65mm - BLK)		1PC

ITEM: **707798**




ASSEMBLY INSTRUCTIONS

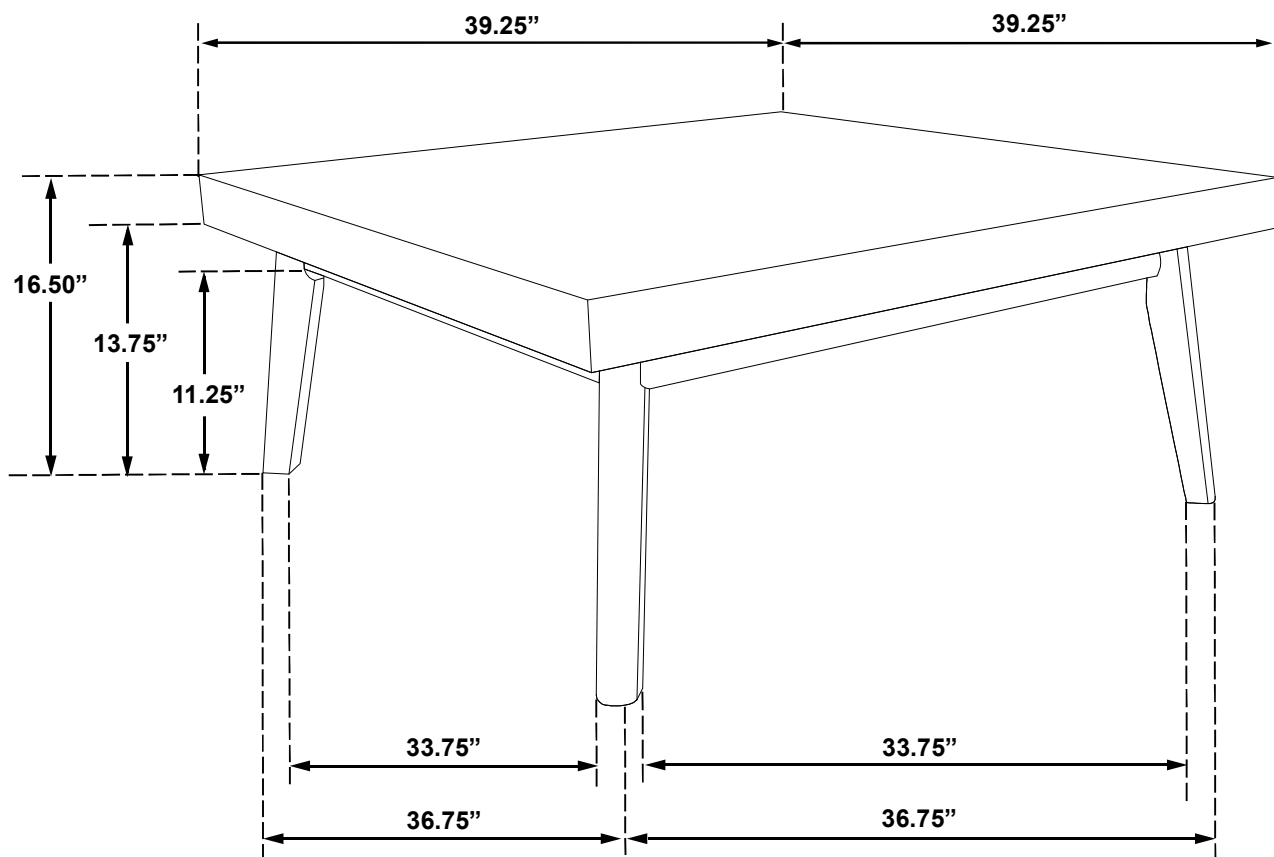
STEP 1



STEP 2 COMPLETE



ITEM: 707798



Note : Dimension tolerance $\pm 5\%$