

ASSEMBLY INSTRUCTION

PAGE 1/1

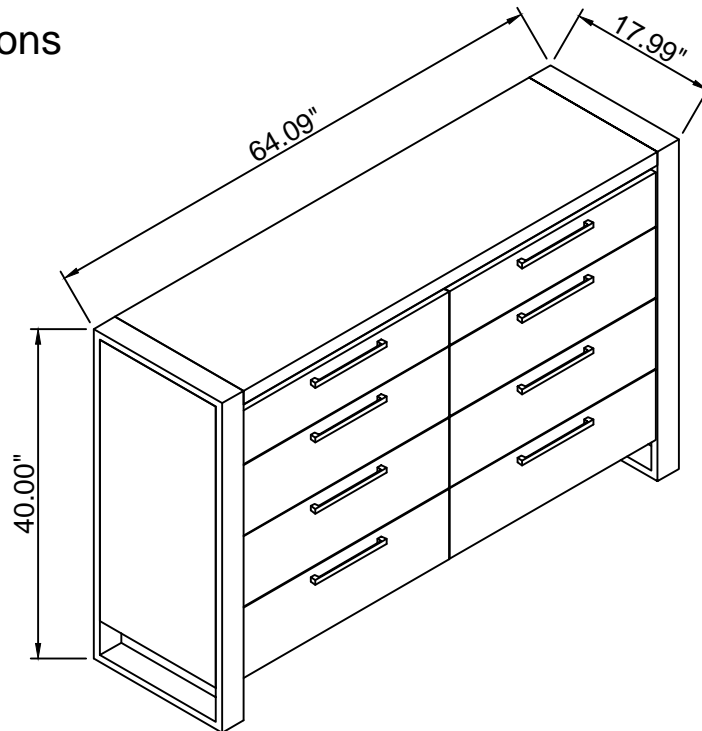
MADE IN VIETNAM
2632-03 DRESSER

Thank you for purchasing this quality product. Be sure to check all packing materials carefully for small parts that may have come loose inside the carton during shipment.


Before you start assembly: Please read all instructions carefully before beginning the assembly process. It is recommended that 2 people work together during assembly to prevent personal injury and to ensure that heavy or cumbersome parts are not damaged during the process.

CAUTION: For your safety, this product requires two people to lift.

Assembled Dimensions




1		DRAWER PULL (LONG) EHF # PB2632-LDRWRPL(LONG)	x8
2		DRAWER GLIDE EHF # PUNI-12DRWRGLD	x8
3		LEVELER EHF # PB2632-FLVLR	x5
4		ANTI-TIP DEVICE EHF # PUNI-TRESTRAINT	x1




30 minute

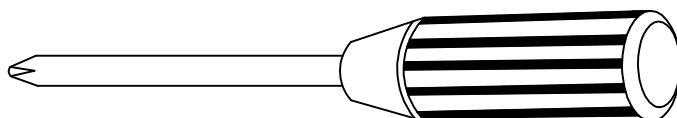
APPROXIMATE ASSEMBLY TIME



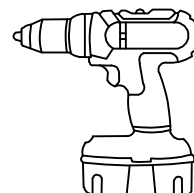
2 PERSON



REQUIRED ASSEMBLY SPACE



RECOMMENDED ASSEMBLY TOOLS



NOT
PROVIDED