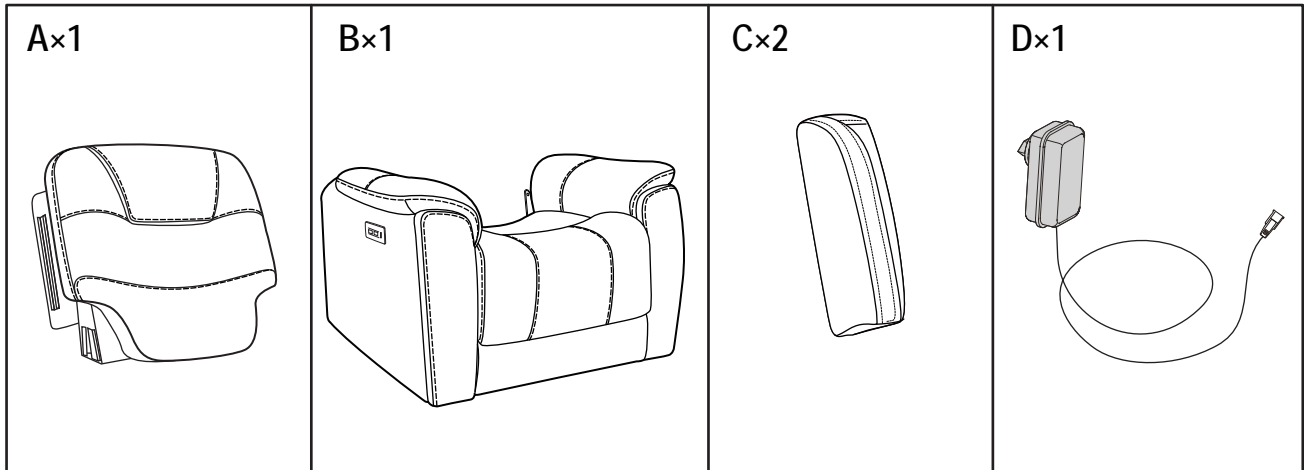


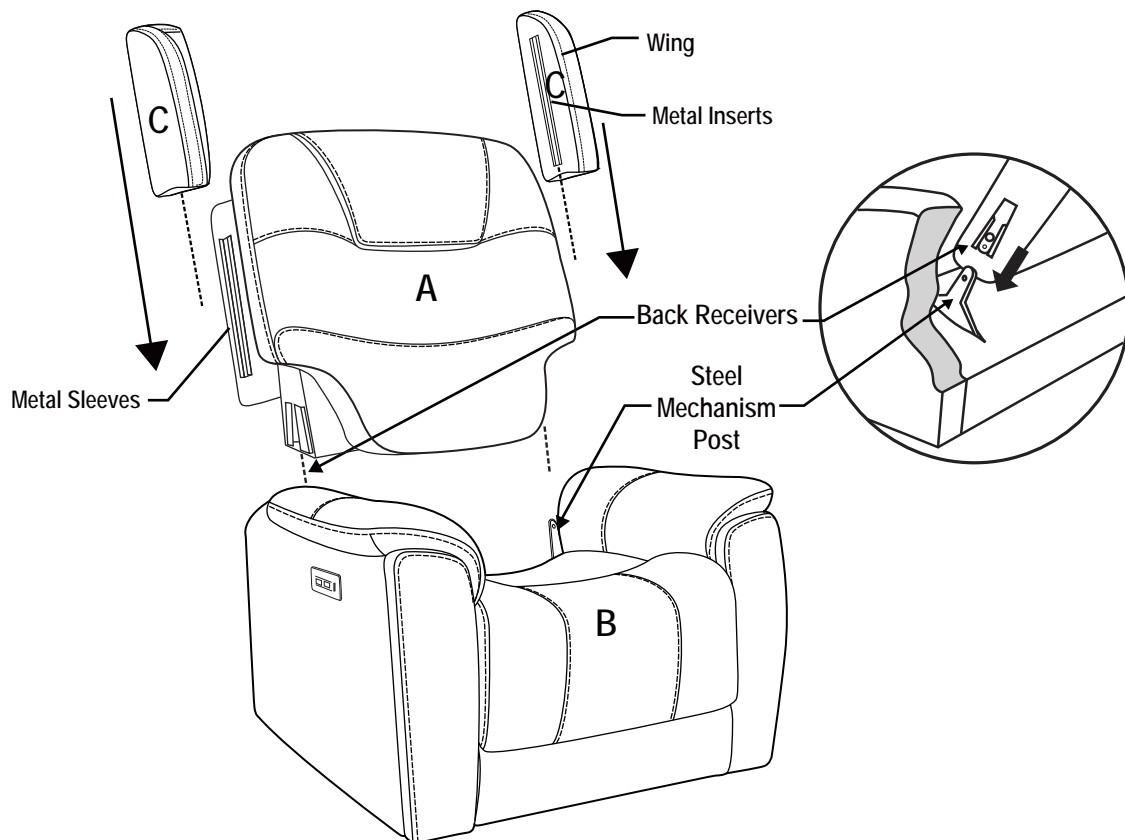
ADE950R

ASSEMBLY INSTRUCTIONS

CAUTION: PLEASE READ ALL INSTRUCTIONS CAREFULLY BEFORE STARTING ASSEMBLY PROCESS. IT IS RECOMMENDED TO USE TWO PEOPLE WHEN ASSEMBLING AND REMOVING THE INSIDE BACKS TO AND FROM THE BASE OF THE FURNITURE.

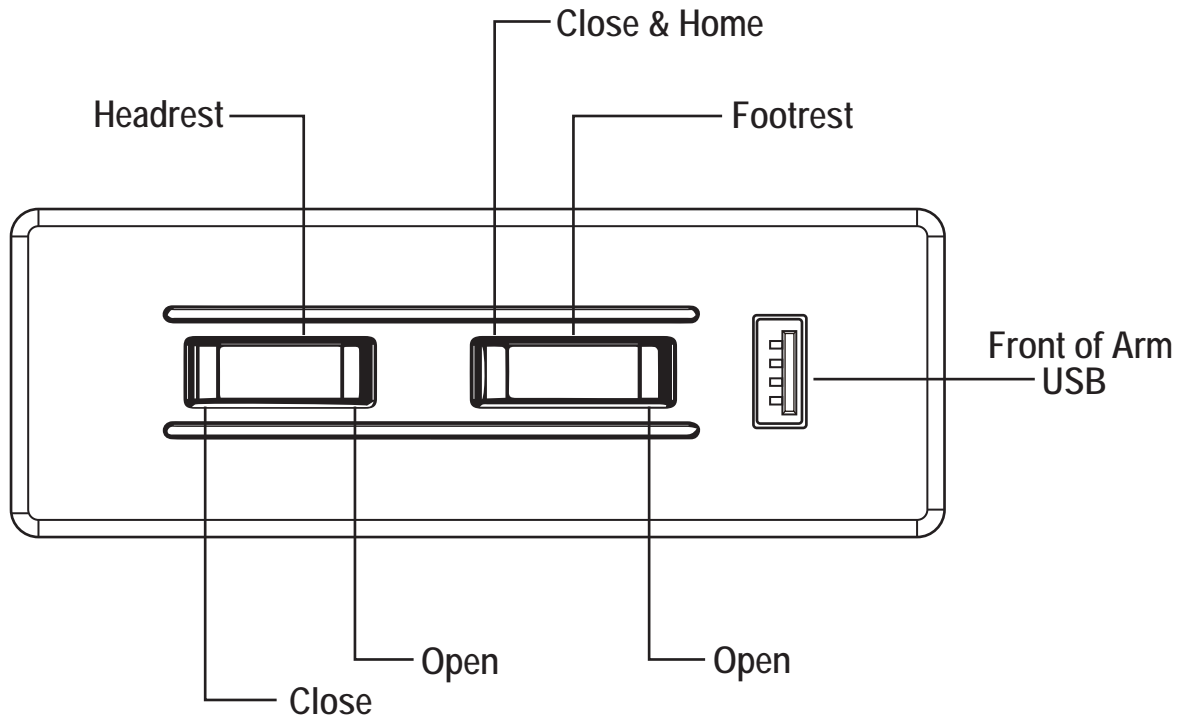


1



SIDE CONTROL USER'S MANUAL

Caution: Read the important instructions below before operating your power mechanized equipment
Do not allow children to play on or operate this power mechanized equipment



To recline: Sit on the furniture, and press the front of the button closest to the footrest to smoothly raise the footrest and recline to any position. To lower the footrest and return to an upright position, press the back side of the button closest to the footrest.

To adjust headrest: Press the front of the button closest to the backrest to smoothly raise and adjust the headrest to any position. To lower the headrest and return it to its original position, press the back side of the button closest to the backrest.

To close all: To simultaneously return the headrest, footrest, and lumbar support to their original positions, press and hold the back side of the button closest to the footrest.

Product Protected By Following Patents:
Patented Articulating Power Headrest
US Patent: 10,736,423

**Made In Vietnam
Hecho en Vietnam
Fabriqué au Vietnam**