

M19571

Search for Availability



No image available

# DC Premier Hybrid 3.0 Full Mattress


SKU - M19521 | Status - Current


General Dimensions: Metric ☐  
75" W x 54" D x 14" H


Weight : 95 lbs. | Cube : 6.81 ft


Style: Traditional  
Showroom: Dreamcloud  
Division: Signature Bedding  
Color: White


Size














California King

Twin XL

King

Full

Queen

Twin

 2 Available to Ship by : Mar 7, 2025

## PRODUCT DESCRIPTION

Product description not available.

## DIMENSIONS

☐ General Dimensions: Metric  
75" W x 54" D x 14" H

<b>Inches</b>	: 75" W x 54" D x 14" H	<b>Carton:</b>	<b>Unit of</b>	EA
		<b>Inches</b>	<b>Measure:</b>	
		: 16" W x 16" D x 46" H	<b>Qty Per</b>	1
		<b>Express Shipped:</b>	<b>Carton:</b>	
		<b>Inches</b>		
		: 16" W x 16" D x 46" H		
		<b>Weight</b>		
		: 95 lbs.		
		<b>Cubes</b>		
		: 6.81 ft		
		<b>UPC</b>		
		: 850018573269		

**Weight** : 95 lbs. | **Cube** : 6.81 ft

Get To Know Us

Customer Care

Get Inspired

Copyright © 2025 Ashley Furniture Industries, LLC

[Website Information](#)

[Privacy](#) | [Legal Notices and Terms of Use](#)

Need Technical Support  
[Click here to Contact Us](#)