

BI-42UFDID/S



FEATURES

Discreet interior water dispense with advanced filtration

LED Lighting for brighter interior

Maximum capacity in a 42" French door model

Dual refrigeration keeps food fresher longer

Air purification system fights spoilage, odors

Crispers and deli drawers in low-temp, high-humidity zones for optimum freshness

Microprocessor control assures peak performance

Two-column shelving for customized storage

Soft-close deli drawer for meats, cheeses and more

Freshness cards for maximum food preservation

Adjustable shelves for maximum convenience

Rigorously tested in our U.S. manufacturing facilities to ensure decades of use

Exceptional 24/7 support from Madison, WI-based Customer Care team

Over-and-under refrigerator/freezer storage

Magnetic door seal system locks in cold air

Automatic ice maker with "max ice" feature

ACCESSORIES

Stainless Steel Side Panel

White Side Panel

Air Purification Cartridge


Egg Container

Stainless steel kickplate

Grilles for 83" or 88" finished height (84" is standard)

Side panel mounting kit

Accessories are available through an authorized Sub-Zero dealer.
For local dealer information, visit subzero-wolf.com/locator.



HANDLE OPTIONS

PRO



TUBULAR



PRODUCT DETAILS

REFRIGERATOR

- 6 Adjustable glass shelves
- 1 Stationary glass shelf
- 1 Deli drawer with dividers
- 2 Crisper drawers
- 4 Adjustable door shelves
- 2 Stationary door shelves
- 2 Adjustable dairy compartments

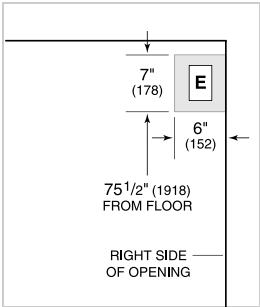
FREEZER

- Full-extension roll-out freezer drawer
- Two-tier wire storage baskets
- Automatic ice maker

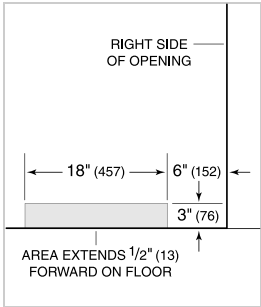
PRODUCT SPECIFICATIONS

Model	BI-42UFDID/S
Dimensions	42"W x 84"H x 24"D
Door Clearance	22 1/4"
Drawer Clearance	23 5/8"
Weight	582 lb
Refrigerator Capacity	18.3 cu ft
Freezer Capacity	6.4 cu ft
Electrical Supply	115 VAC, 60 Hz
Electrical Service	15 amp dedicated circuit
Plumbing Supply	1/4" OD copper, braided stainless steel or PEX tubing
Plumbing Pressure	35–120 psi
Receptacle	3-prong grounding-type


ELECTRICAL



PLUMBING

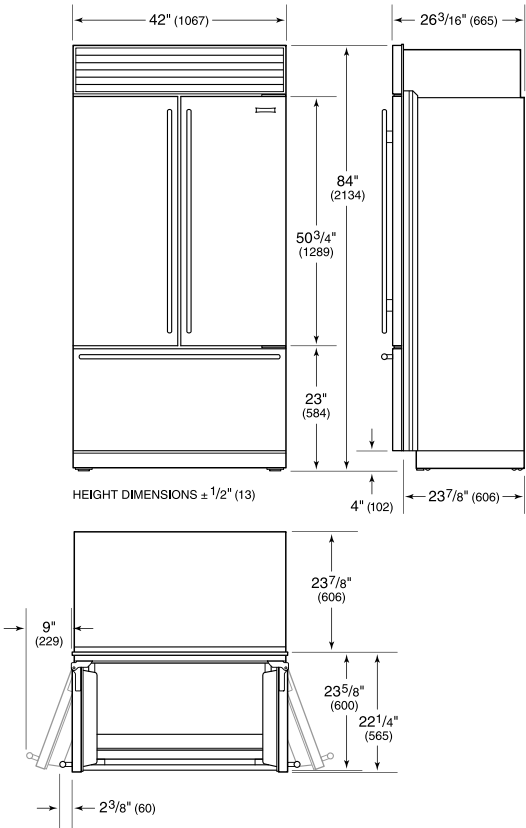


INTERIOR VIEW

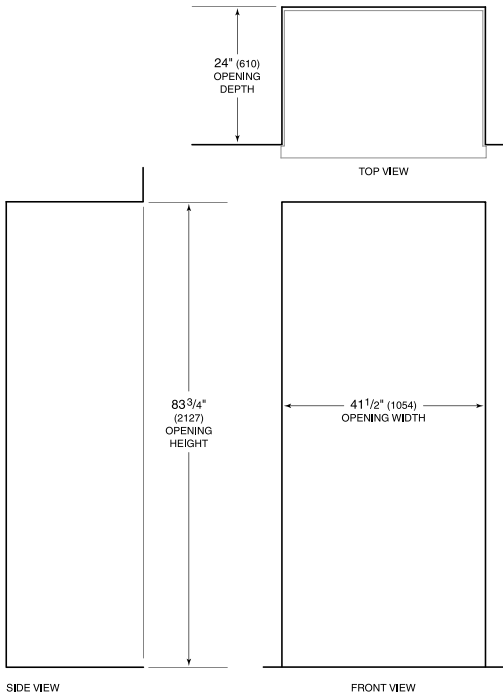


This illustration is intended for interior reference only and may not represent the exterior of the model being specified.

DIMENSIONS



STANDARD INSTALLATION



NOTE: Shaded line represents profile of unit.