



SEDONA BY LYNX™ SERIES

# 36" SEDONA BUILT-IN GRILL

WITH 1 PROSEAR INFRARED BURNER AND 2 STAINLESS STEEL BURNERS (L601PS)



## L601PS PRODUCT OVERVIEW

- Precise power—one ProSear™ Infrared Burner and two stainless steel burners combining to provide up to 69,000 BTU
- Dependable performance—direct spark ignition with battery backup
- Perfect clarity—dual halogen grill surface lights
- Quick visibility—temperature gauge
- Easy opening—Lynx Hood Assist
- Steadfast durability—heavy-duty welded construction eliminates gaps where grease can collect
- Ample capacity—891 square inches of cooking surface (618 primary, 273 secondary)
- Beautiful illumination—blue-lit control knobs
- Smooth opening—fluid rotation handle
- Premier platform—stainless steel grilling grates
- Understated luxury—brushed stainless steel finish on canopy, bullnose, and drip tray
- Installation into a combustible enclosure requires an insulated jacket accessory



OPEN VIEW



FOR A COMPLIMENTARY CUSTOM DESIGN FOR YOUR OUTDOOR KITCHEN, VISIT [LYNXGRILLS.COM/DESIGN-CENTER](http://LYNXGRILLS.COM/DESIGN-CENTER)

## L601PS PRODUCT FEATURES

The Sedona by Lynx™ Series is always evolving to be the best at something new. That philosophy is reflected in its features. We've refined these features to give you a grilling experience that's both simple and stunning.



PROSEAR™ INFRARED BURNER



STAINLESS STEEL BURNERS




CERAMIC RADIANT BRIQUETTES




INTEGRATED ILLUMINATION



EXPANSIVE GRILLING SURFACE



SPARK IGNITION SYSTEM



LYNX HOOD ASSIST

FOR MORE  
INFORMATION ON  
SEDONA BY LYNX™ SERIES  
PRODUCT FEATURES,  
PLEASE VISIT  
[LYNXGRILLS.COM](http://LYNXGRILLS.COM)

## PRODUCT TECHNICAL SPECIFICATIONS



CUT-OUT DIMENSIONS: WIDTH: 35" / HEIGHT: 10" / DEPTH: 21.25"



SHIPPING DIMENSIONS: WIDTH 33.5" / HEIGHT 41" / DEPTH 30"  
SHIPPING WEIGHT: 180 POUNDS



GAS REQUIREMENTS: SHIPS IN LIQUID PROPANE OR NATURAL GAS  
FROM FACTORY

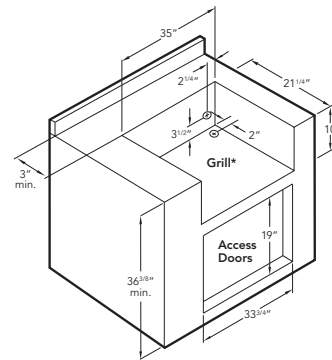


ELECTRICAL REQUIREMENTS: INSTALLATION REQUIRES AN OUTDOOR  
120V/15GFI ELECTRICAL OUTLET ADJACENT TO PRODUCT



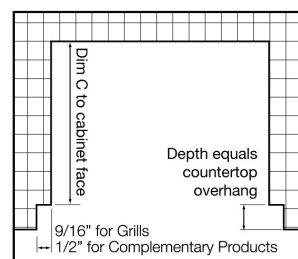
COOKING CONFIGURATION: BUILT-IN GRILL WITH 1 PROSEAR INFRARED  
BURNER AND 2 STAINLESS STEEL BURNERS

## L601 ISLAND PREPARATION

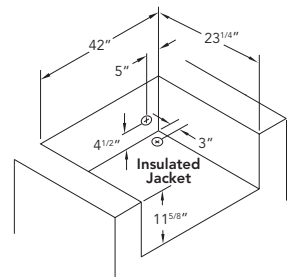


\* 2" round hole must be located at rear of grill cutout. 120V GFI outlet must be located within 6' of the 2" hole.

## COUNTERTOP NOTCH DETAIL



## INSULATING JACKET



**Note:** Insulating jacket required for all grills installed into a combustible enclosure. For natural gas grills, Lynx recommends using 3/4" gas lines. Side burners may be rotated 90 degrees. See installation manuals for details.