

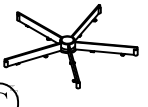












Warning :

- Be sure to check all packing material carefully for small parts, which may have come loose inside the carton during shipment.
- To prevent possible scratches and damage, this furniture **MUST BE ASSEMBLED BY TWO PEOPLE** on a soft surface such as a blanket or carpet.

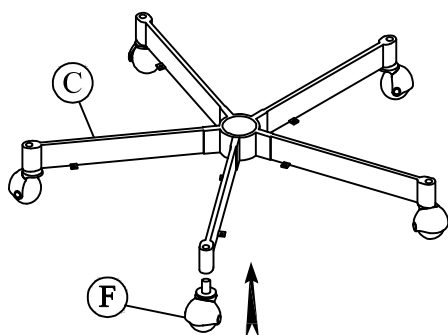
Components and Hardware List

 (A) 1 pc.	 (B) 1 pc.	 (C) 1 pc.	 (D) 5 pcs.	 (E) 1 pc.		
 (F) 5 pcs.	 (G) 4 pcs.	 (H) 4 pcs.	 (I) 4 pcs.	 (J) 1 pc.	 (K) 10 pcs.	Tool Required (Not provided) Phillips Screwdriver 

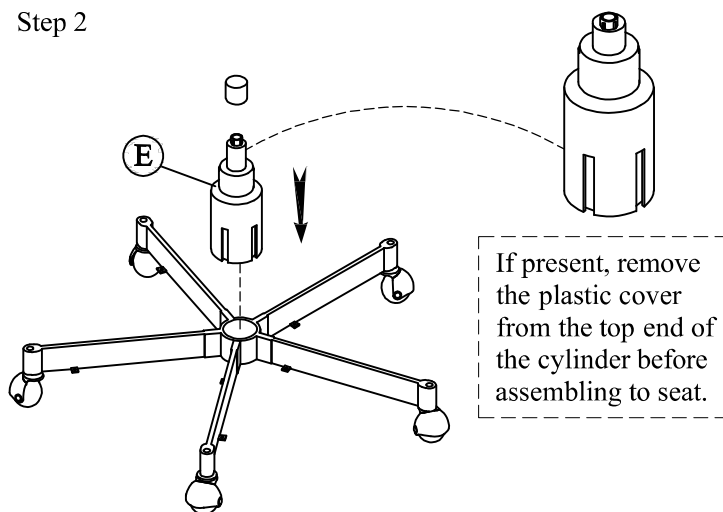


46238
Upholstered Desk Chair

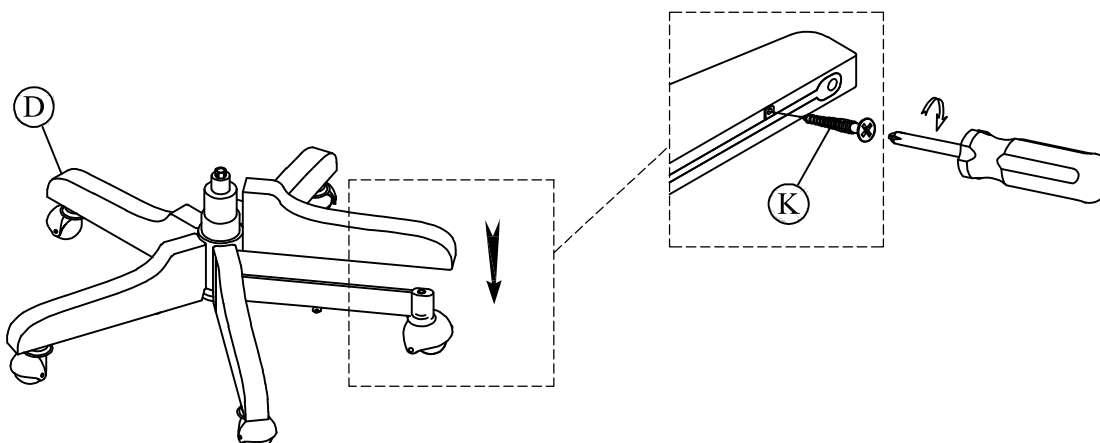
Step 1



Step 2



Step 3



Note: To prevent possible damage to some types of flooring, never roll casters on unprotected hardwood or vinyl flooring. The lift mechanism is in a locked position for shipping . To unlock, pull straight out on the handle, and then the lift cylinder can be activated by lifting the handle.