








# ASSEMBLY INSTRUCTIONS

DESCRIPTION: NX-5002 - INDOOR FIRE PLACE / TV STAND

**caution** : please read instructions thoroughly before unpacking assembly parts, sharp. exposed staple tips can cause injury, therefore for your protection, please remove any exposed staple used in packing.

- 1: Depending on the weight of this product, we recommend that you assemble this product with the help of another person:
- 2: Be sure to check all packing materials carefully for small parts that may have come loose inside the carton during shipment.
- 3: Please do not over tighten screws or bolts.
- 4: Please Put all parts on a non-abrasive floor before assembly, and follow the assembly steps to assemble your newly purchased product correctly and efficiently.

PART LIST			
No	Description	Sketch	Qty
A		FIRE PLACE/TV STAND	1 PC
B		LEG	4 PCS
C		SUPPORT LEG	1 PC

HARDWARE LIST				
No	Description	Sketch	Size	Qty
E	BOLT		5/16*4-1/2"L	4 PCS
F	Allen Key		4mm	1 PC
G	Anti Tipping Pack			1set
H	Shelf Pin			4 PCS

