

HR 1432-3 I  
36" Range  
Range with induction cooktop



- Turn dial operation with display – DirectSelect
- State-of-the-art technology for the cooktop – 5 induction cooking zones
- Fast heating time and even heat distribution – TwinPower
- Minimal cleaning effort – Self-cleaning
- Easy opening & closing – noise and vibration absorbers

EAN: 4002516842903 / Material number: 12535250 /  
Old Material Number: 25143281USA

<b>Heating type</b>	
Electric/Induction	•
Cooktop	Induction
<b>Design</b>	
Range	•
Appliance width in inches	36
<b>Operating modes</b>	
Surround	•
Maxi Broil	•
Convection Bake	•
Convection Roast	•
Bake	•
<b>Design</b>	
Appliance color	Clean Touch Steel
Oven display	EasyControl
<b>Convenience features</b>	
Precise temperature control	75-575°F
<b>Cooktop features</b>	
Heating type	Induction
Number of induction cooking zones	5
Power level display	1 - 9
Number of vario cooking zones	1 ring
PowerFlex cooking zones	4
PowerFlex cooking areas	2
Residual heat indicator	•
<b>User convenience</b>	
Precision knobs	•
Automatic switch-off	•
Time of day display	•
Minute minder	•
Programmable cooking time	•
Individual settings	•
<b>Appliance door</b>	
CleanGlass door	•
Door contact switch	•
SoftClose oven door/ SoftOpen	•
<b>Oven compartment</b>	
Oven cavity volume in cu. ft. (l)	5.3 (150) ft <sup>3</sup> (l)
Number of oven shelf levels	6
No. of halogen lamps	double
TwinPower hot air fans	•
<b>Efficiency and sustainability</b>	
Rapid PreHeat	•
<b>Cleaning convenience</b>	
Stainless-steel front with partial Clean Touch Steel finish	•
Oven with self-cleaning program	•
Unheated catalyzer	•
Catalyzer	unheated

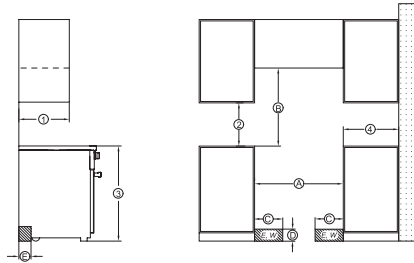
HR 1432-3 I  
36" Range  
Range with induction cooktop



EAN: 4002516842903 / Material number: 12535250 /  
Old Material Number: 25143281USA

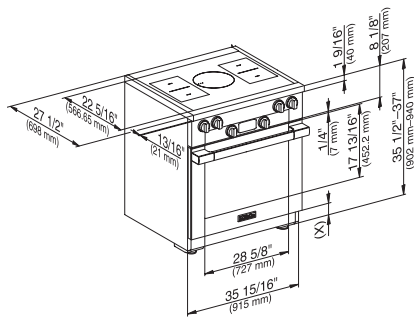
Cooktop surface	Ceramic surface
<b>Safety</b>	
Appliance cooling system and cool touch front	•
Safety cut-out	•
System lock	•
Door contact switch	•
Door lock during self cleaning	•
<b>Technical data</b>	
Appliance height min in in.(mm)	35 5/8 (902)
Dimensions (depth) in in. (mm) with bullnose	27 3/4 (702)
Appliance height max in in.(mm)	37 1/8 (940)
Appliance width in in. (mm)	36 1/8 (915)
Frequency in Hz	60
Power Rating in V	120
Fuse rating in A	50
Number of phases	1
<b>Standard accessories</b>	
Self Clean ready baking and roasting rack	1
Self clean ready baking and roasting racks with rail system	1
Side racks self clean ready	1

## HR 1432-3 I 36" Range Range with induction cooktop



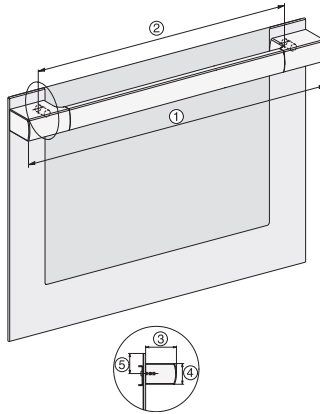
HR1422-3i, HR1622-3i, HR1432-3i, HR1632-3i –  
Installation drawing

[2] Maximum depth of top cabinet, [2] Minimum distance to bottom edge of top cabinet, [2] Distance from the floor to cooktop surface, [2] Minimum distance to combustible surfaces, , E = Electric connection, W = Water connection, (A) Width of cabinet opening, (B) Minimum distance between the top of the cooking area and the bottom of an unprotected combustible surface., Minimum distance to a protected combustible surface or when a Miele Ventilation Hood is installed. For all other, Hoods please consult the manufacturer's specifications for required distances., (C) Maximum connection width right and left, (E) Maximum connection height



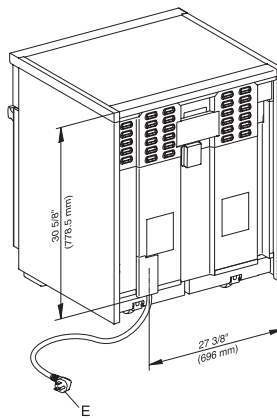
HR1432-3I (installation drawing)

(x) = Toe-kick height adjustment 5" – 6 1/2" (127 mm – 165.1 mm)



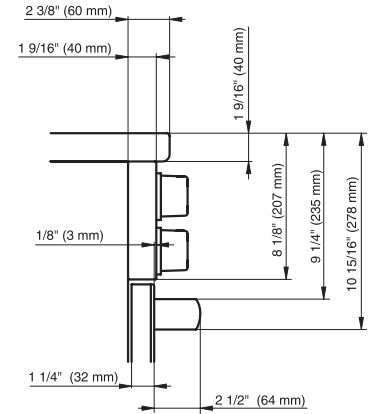
HR11xx-3, HR14xx-3, HR16xx-3i, HR17xx-3,  
HR19xx-3 installation drawings

30", [2] 20 3/4" / 527.6 mm, [2] 16 5/8" / 422.6 mm, [2] 2 1/2" / 64 mm, [2] 1 11/16" / 43 mm, [2] 1 11/16" / 42.5 mm, 36", [2] 28 9/16" / 725 mm, [2] 22 5/8" / 575 mm, [2] 2 1/2" / 64 mm, [2] 1 11/16" / 43 mm, [2] 1 11/16" / 42.5 mm

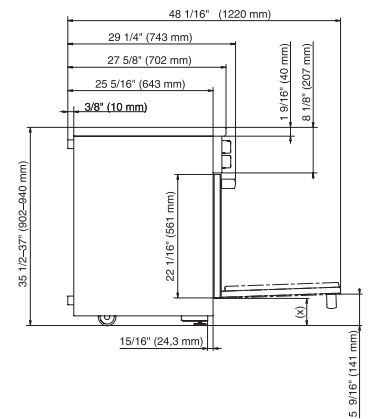


HR1432-3I (installation drawing)

E = Electric connection



HR1421-3, HR1422-3i, HR1432-3I (installation drawing)



HR1432-3I (installation drawing)

(x) = Toe-kick height adjustment 5" – 6 1/2" (127 mm – 165.1 mm)