

ASSEMBLY INSTRUCTION FOR QUEEN FABRIC PANEL BED

**B-3690-3W-QH/B-3690-3W-QF1/B-3690-3W-QKR
B-3690-8W-QH/B-3690-8W-QF1/B-3690-8W-QKR**

Caution: Please read instructions thoroughly before unpacking assembly parts. Sharp, exposed staple tips can cause injury, therefore, for your protection, please remove any exposed staples used in packing.

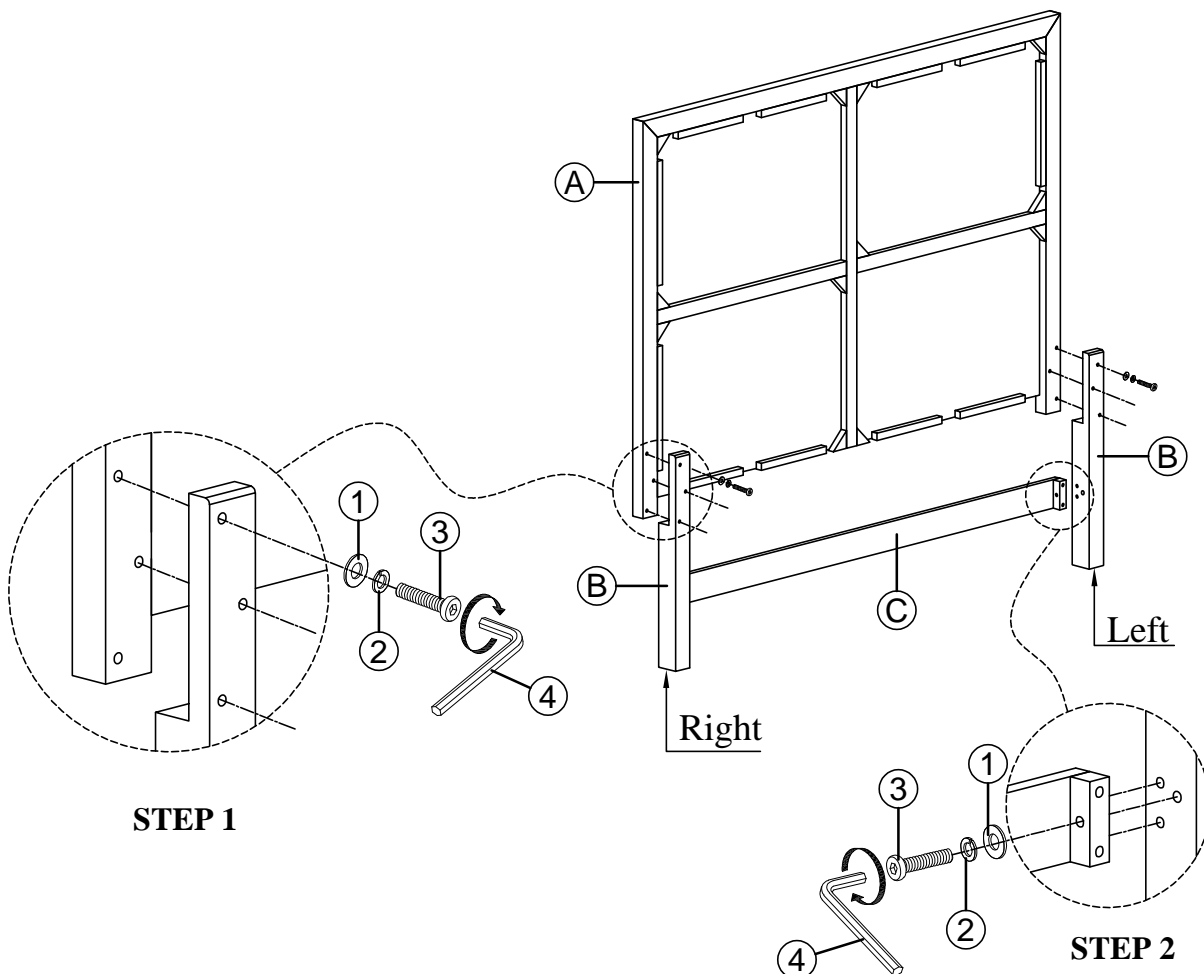
1. We recommend that you should assemble this product with the assistance of another person; this will make assembly easier, and will help to eliminate damage to the product or injury to persons during assembly.
2. Be sure to check all packing materials carefully for small parts that may have come loose inside the carton during shipment.
3. Please do not over tighten screws or bolts.
4. Please put all parts on a non-abrasive floor before assembly, and follow the assembly steps to assemble your newly purchased product correctly and efficiently.

PART LIST FOR HEADBOARD			
No.	Part Description	Code.	Q'ty
A	Headboard		1
B	Left & Right Headboard Leg	PB-3690-3W-HBLEG	2
C	Headboard Bottom Stretcher	PB-3690-3W-QHSTR	1

HARDWARE LIST FOR HEADBOARD			
No.	Hardware Description	Code.	Q'ty
1	Flat washer 8*19*1.5mm	PB-3690-KBHW	8
2	Spring washer 8mm		8
3	Allen Bolt 5/16"*50mm		8
4	Allen key 4*25*60mm		1

Headboard Hardware Packed with Headboard

Only tighten all bolts when all bolts aligned with bolt inserts.




ASSEMBLY INSTRUCTION FOR QUEEN FABRIC PANEL BED

**B-3690-3W-QH/B-3690-3W-QF1/B-3690-3W-QKR
B-3690-8W-QH/B-3690-8W-QF1/B-3690-8W-QKR**

PART LIST FOR FOOTBOARD





No.	Part Description	Code.	Q'ty
D	Footboard		1
E	Queen Bed Slats	PB-3690-3W-QF1SLT	4
F	Slat Support Leg with Leveler	PB-3690-3W-BDSPL	4
G	Side Rails		2

HARDWARE LIST FOR FOOTBOARD


No.	Hardware Description	Code.	Q'ty
5	 Wood Screw #8*25mm	PB-3690-KBHW	8

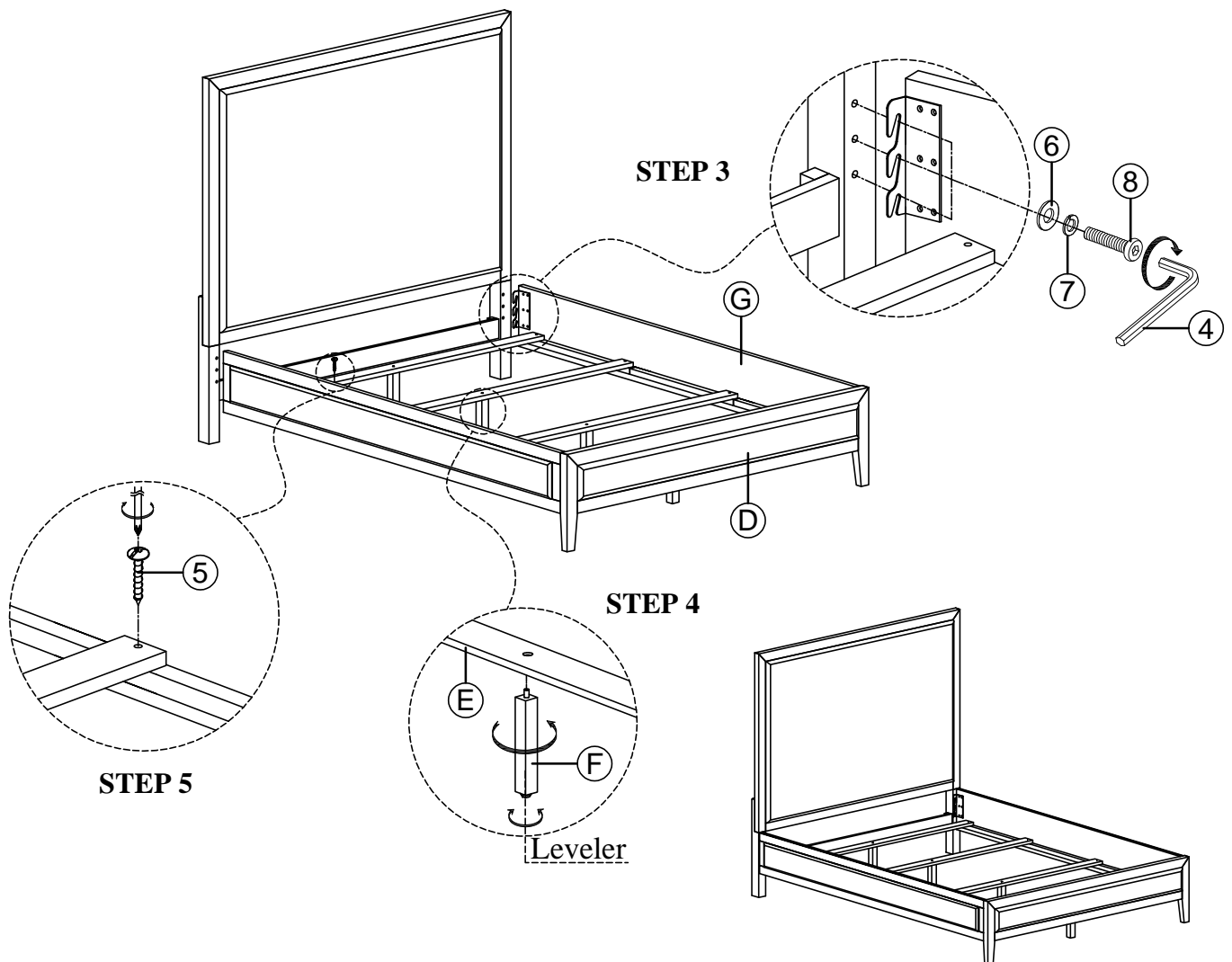
Footboard Hardware Packed with Footboard

HARDWARE LIST FOR SIDERAIL

No.	Hardware Description	Code.	Q'ty
6	 Flat washer 8*19*1.5mm	PB-3690-KBHW	12
7	 Spring washer 8mm		12
8	 Allen Bolt 5/16"*25mm		12
4	 Allen key 4*25*60mm		1

Siderail Hardware Packed with Siderail

 Only tighten all bolts when all bolts aligned with bolt inserts.



BED IN COMPLETE