

FLEXSTEEL®

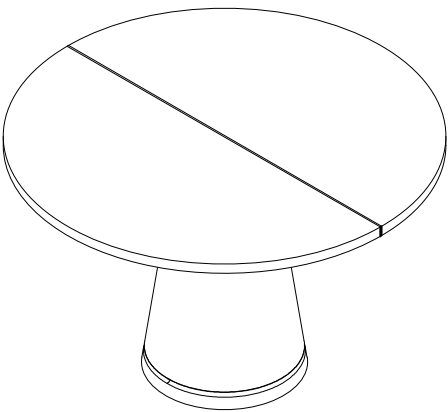
W1016-834 (Consists of: W1016-8341; W1016-8342)

Lyra Round Dining Table

IMPORTANT NOTE

Carefully remove all the parts from the carton and put them individually on a soft cloth to prevent damage to the parts.

We have taken great care in the design of this product and request that you carefully and strictly follow our assembly instructions to ensure a completed product as it was designed.



Part List

Assembly Instructions 1/2

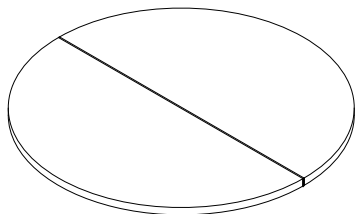


Table Top
1 piece






Table Base
1 piece


Hardware List



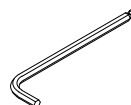
A.Flat Washer
 $\Phi 5/16 \times 19 \times 1.5\text{mm}$
4 pieces



B.Spring Washer
 $\Phi 5/16"$
4 pieces



C.Bolt
 $\Phi 5/16" - 18 \text{ UNC} \times 38\text{mm}$
4 pieces



D.Hex Key
 $110 \times 25 \times 4\text{mm}$
1 piece

Tool(s) recommended for assembly: Level

IMPORTANT NOTES

- Do not tighten up all the bolts until each part is properly assembled.
- Keep the Hex Key in a safe place as you may need to tighten up the bolts in the future.
- Use a soft cloth between these parts and the floor.
- We recommend this product be assembled by at least two adults.

Place Table Top on the soft cloth and place Table Base on Table Top attach 4 Bolts (C), 4 Spring Washers (B), and 4 Flat Washers (A), fully tighten with Hex Key (D). (See Figure 1.)

Flip the table over to its upright position, adjust the levelers on the legs until the furniture is leveled. (See Figure 1.)

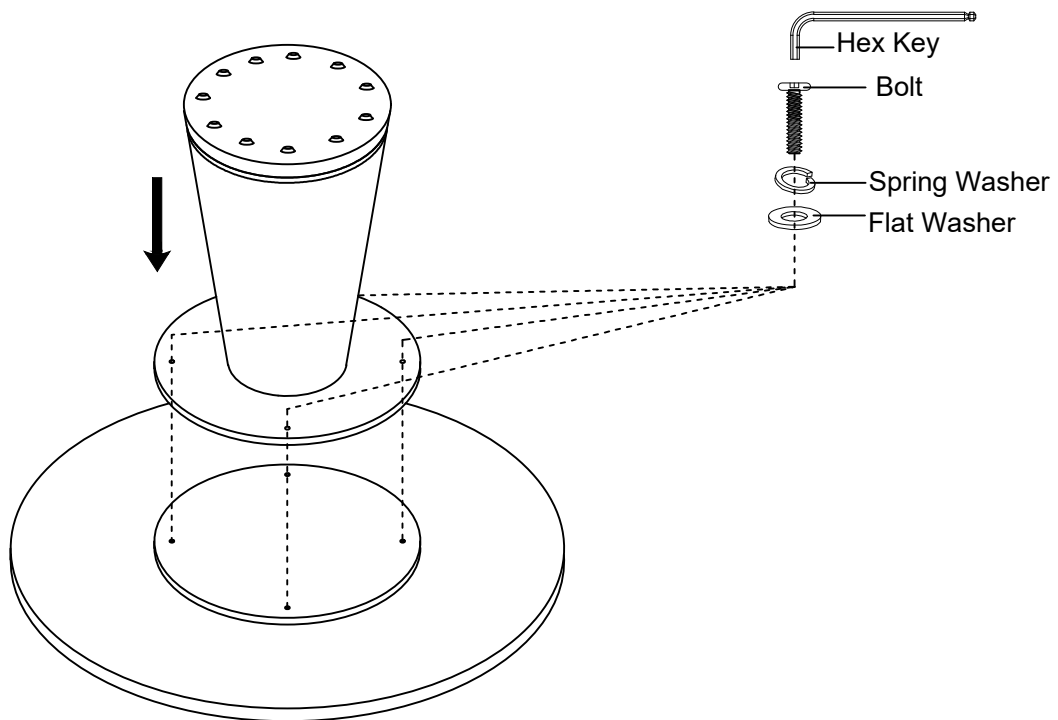


Figure 1

CARE INSTRUCTIONS

- To avoid scratches, do not place sharp or jagged objects directly on the table top.
- Do not place hot items directly on the table top.
- Use placemats or trivets under hot items and coasters under beverages to prevent marks and stains.
- Avoid the use of harsh chemicals or abrasive cleaning materials.
- Wipe the table clean with a soft, dry cloth after each use.
- Wipe up spills quickly with a soft, dry cloth.

Flexsteel Industries, Inc.

For Parts or Customer Service call

toll-free:

1-888-415-3979

Monday-Friday

8:00 a.m. -5:00 p.m.

(Central Time)

Email:

customersolutions@flexsteel.com

www.flexsteel.com