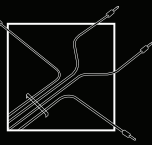




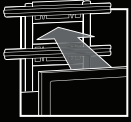
SHOWN WITH AVION SERIES II 8927

**ARENA™ TV MOUNT** BDI's ARENA Flat Panel TV Mount is an innovative alternative to wall mounting. Engineered in two models, one attaches directly to many of BDI's cabinets, while the other serves as a freestanding pedestal for use with other home theater cabinets.

# ARENA™ TV MOUNT



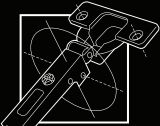
CABLE  
MANAGEMENT



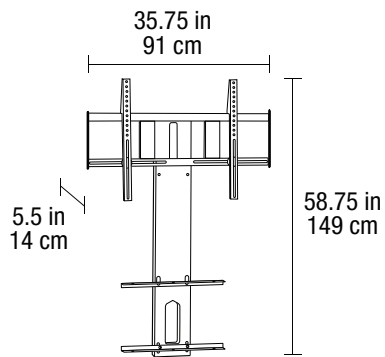
INTEGRATED  
MOUNTING  
BRACKET



INTEGRATED  
SWIVEL



PRECISION  
HARDWARE



## 9970

- Model 9970 secures directly to the rear of select BDI cabinets.
- TV can be mounted at a range of heights.
- Universal mounting bracket attaches directly to most 40"–60" flat panel TVs.
- Integrated swivel allows user to pivot screen for a better view.
- The swivel brackets can be positioned on the front or the side of the column, which positions the TV closer or farther from the wall.

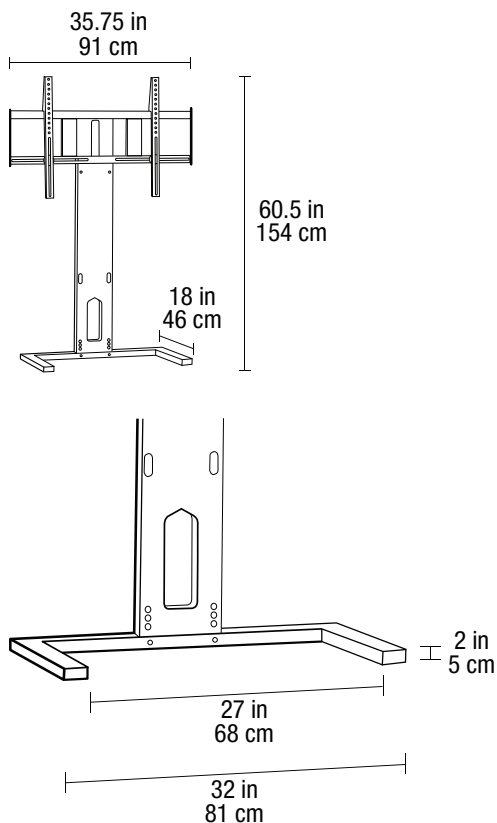
|                                       |  |
|---------------------------------------|--|
| <b>Recommended TV Size</b>            | 40"–60" Flat Panel TV<br>up to 175 lbs (80 kg) |
| <b>Overall Dimensions (H x W x D)</b> | 58.75 x 35.75 x 5.5 in<br>149 x 91 x 14 cm     |
| <b>Weight</b>                         | 46 lbs ■ 21 kg                                 |



CABLES ARE DISCREETLY CONCEALED WITHIN ARENA'S STURDY STEEL COLUMN.



MODEL 9970 MOUNTS SECURELY TO THE REAR OF SELECT BDI CABINETS.



## 9972

- Freestanding pedestal that 'hides' discreetly behind and under select current and former BDI models.
- Universal mounting bracket attaches directly to most 40"-60" flat panel TVs. TV can be mounted at a range of heights.
- A cabinet must have at least 2" of height clearance under the base and there should be no obstructions between 27" and 32" to accommodate model 9972's two legs (see illustration below).
- Compatible with other manufacturers' cabinets.
- The swivel brackets can be positioned on the front or the side of the column, which positions the TV closer or farther from the wall.

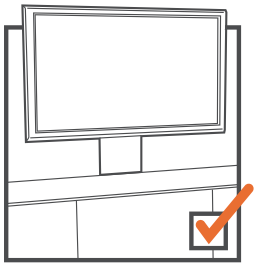
|                                       |  |
|---------------------------------------|--|
| <b>Recommended TV Size</b>            | 40"-60" Flat Panel TV<br>up to 175 lbs (80 kg) |
| <b>Overall Dimensions (H x W x D)</b> | 60.5 x 35.75 x 18 in<br>154 x 91 x 46 cm       |
| <b>Weight</b>                         | 53 lbs ■ 24 kg                                 |



THE BASE OF MODEL 9972 IS DISCREETLY OUT OF SIGHT WHEN USED WITH COMPATIBLE CABINETS.



THE INTEGRATED MOUNTING BRACKET ALLOWS FOR DIRECT MOUNTING OF MOST 40"-60" FLAT PANEL TVS.



ARENA TV MOUNT COMPATIBLE

This performance feature icon will be used to identify models that are compatible with the ARENA Flat Panel TV Mount model 9970 or 9972. ARENA 9970 is only compatible with certain BDI cabinets. For other models and manufacturers, ARENA 9972 is recommended. Refer to specific furniture models for compatibility. You can view BDI's web site ([www.bdiusa.com](http://www.bdiusa.com)) or the current home theater brochure for a complete ARENA compatibility list.



AVION SERIES II 8927 WITH ARENA TV MOUNT 9970



CIRRUS 8157 WITH ARENA TV MOUNT 9970



MARINA 8729-2 WITH ARENA TV MOUNT 9970



GLOSS BLACK

DESIGN  
BDI STUDIO