

450 SERIES

28" Convertible Full Refrigerator

CLICK TO
VIEW IN KITCHEN

CLICK TO
PREVIEW
COLORS
▼

FRONT

OPEN

PRODUCT DIMENSIONS

Width	27 ¹⁵ / ₁₆ in.	70.9cm
Height	73 ¹ / ₁₆ in.	185.5cm
Depth	30 ⁵ / ₁₆ in.	76.9cm
Height Excluding Hinge	72 in.	182cm
Depth Excluding Doors	24 ⁹ / ₁₆ in.	62.3cm
Depth With Doors Open 90°	53 ⁷ / ₁₆ in.	135.7cm
Weight	170 lbs.	77.1kg
Capacity	13.5 cu. ft.	382L

ADDITIONAL SPECS

Freezer Capacity	13.5 cu. ft.
No. of Shelves	5 Glass Shelves
Freestanding	Yes
Rated Voltage	115 Volts/60 Hz
Reversible Hinge	Yes
Warranty Terms	1 Year
Energy Star	Energy Star
Certification	UL
ADA Compliant	No

FEATURES:



NO FROST

Prevents frost build-up on the inner walls eliminating the need for periodic manual defrosting.



MULTI-AIR FLOW

Maintain humidity and temperature control, and keep your food crisp.



REVERSIBLE DOOR

Allows the door to open from the left or right depending on your needs.

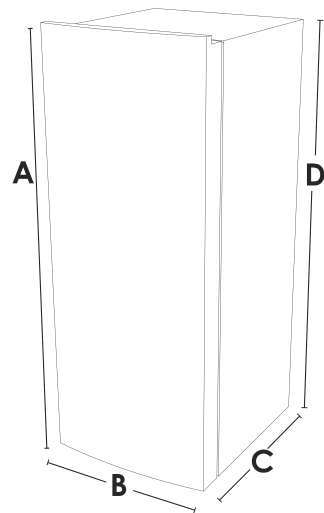


CONVERTIBLE

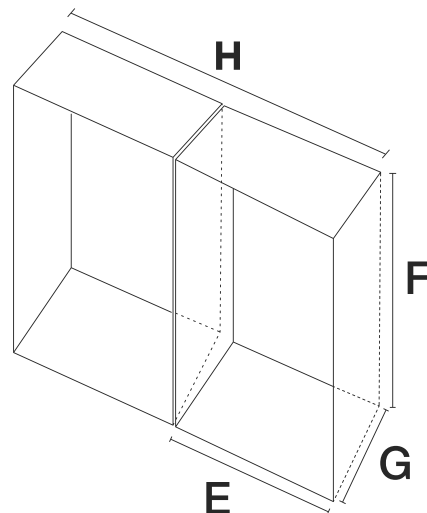
Conveniently swap between refrigeration and freezing with a turn of a dial.

INSTALLATION GUIDE

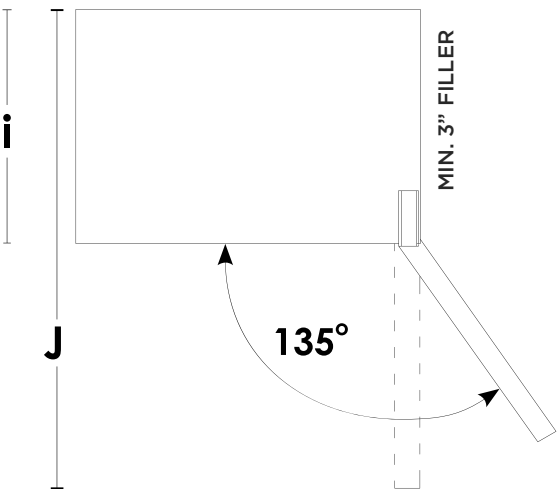
PRODUCT DIMENSIONS



CUT-OUT DIMENSIONS



PLANNED DIMENSIONS



POINT	DESCRIPTION	INCHES	CM
A	Actual Height	73 1/16	185.5
B	Actual Width	27 15/16	70.9
C	Actual Depth	30 5/16	76.9
D	Height Excluding Hinge	72	182
E	Cut-Out Width	28 3/16	71.5
F	Cut-Out Height	74 5/16	188.7
G	Cut-Out Depth	24 13/16	63
H	Dual Cut-Out Width	56 2/16	142.5
i	Depth Excluding Doors	24 9/16	62.3
J	Depth with Doors Open 90°	53 7/16	135.7

Spec sheets are subject to change without notice. For further questions and more detailed information, please visit www.forteappliances.com