


ASSEMBLY INSTRUCTIONS
COASTER FINE FURNITURE



Fine Furniture for every stage of life

108261(B1-B2)
Dining Table

ITEM: **108261(B1-B2)**



ASSEMBLY INSTRUCTIONS

ASSEMBLY TIPS:

1. Remove hardware from box and sort by size.
2. Please check to see that all hardware and parts are present prior to start of assembly.
3. Please follow attached instructions in the same sequence as numbered to assure fast & easy assembly.



WARNING!

1. Don't attempt to repair or modify parts that are broken or defective. Please contact the store immediately.
2. This product is for home use only and not intended for commercial establishments.



ASSEMBLY TIME

10 MINUTES

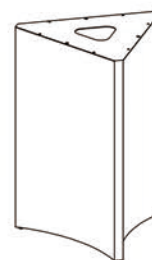
PARTS IDENTIFICATION

BOX1
A TOP



1PC

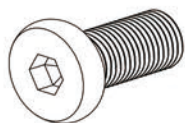
BOX2
B BASE



2PCS

Z HARDWARE IDENTIFICATION

1 BOLTS M8*16



6PCS

2 FLAT WASHER M8*20



6PCS

3 ALLEN WRENCH 5MM



1PC

4 SPRING WASHER Ø13



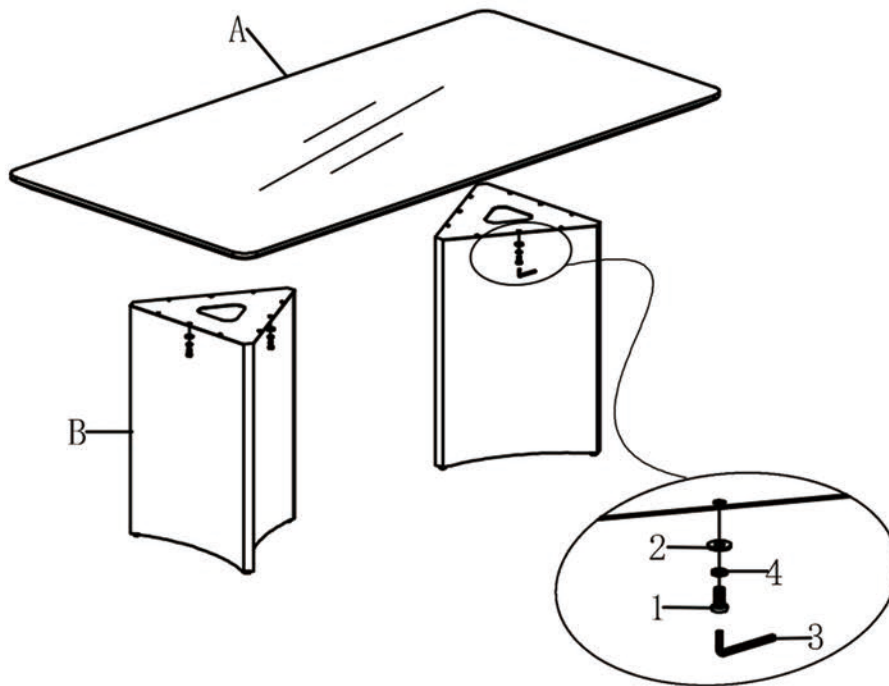
6PCS

**HARDWARE PACK IS LOCATED IN
108261 (B2)**

ITEM: **108261(B1-B2)**

ASSEMBLY INSTRUCTIONS

STEP1



ITEM: **108261(B1-B2)**

ASSEMBLY INSTRUCTIONS

