



| | |
|-------------------|---|
| <i>EAN code</i> | <i>8034122361949</i> |
| <i>Model Code</i> | <i>FP18P48W9SS-3 Wall - Inox - 48" (120cm) - 1000 CFM</i> |
| <i>Collection</i> | <i>Professional</i> |

FEATURES AND PROPERTIES

| | |
|---------------------------|---|
| <i>Materials/Finishes</i> | <i>Scotch brite stainless steel</i> |
| <i>Lighting</i> | <i>LED 4x1,2 W - 3200 K</i> <i>Strip LED</i> |
| <i>Control</i> | <i>Knob control</i> |
| <i>Installation type</i> | <i>Wall</i> |
| <i>Ducting type</i> | <i>External ducting/Recirculating</i> |
| <i>Filters</i> | <i>Professional baffle filters, removable and dishwasher safe</i> |
| <i>Dimensions</i> | <i>48 in</i> |
| <i>Features</i> | <i>Dual motor</i> |

OPTIONAL ACCESSORIES

| <i>Code</i> | <i>Description</i> |
|--------------|---|
| KACL.815 | Protective cleaning cloths for stainless steel (box 10 pcs) |
| KCPHN.006#3F | Zeus Stainless steel Chimney 48"/120cm |
| 103050091 | FFCHAR3C0BL - Round charcoal filter Ø 6" - Type 6 |

ELECTRICAL CONNECTION AND CONSUMPTION

| | |
|----------------------------|-------------|
| <i>Maximum consumption</i> | <i>280W</i> |
|----------------------------|-------------|

ELECTRICAL CONNECTION AND CONSUMPTION

| | |
|-------------------|--|
| Voltage/Frequency | 110-120V 60Hz |
| Connection type | Hood comes standard with Nema 5-15P power cord |

BLOWER PERFORMANCE

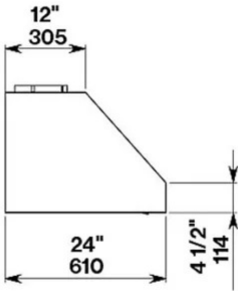
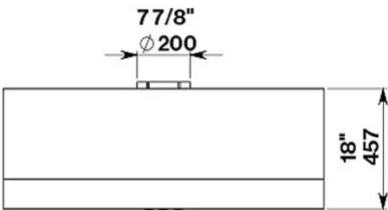
| | |
|-------|-----------|
| Motor | 2x500 CFM |
|-------|-----------|

TECNICAL SPECS OF COOKERHOOD WITH 1000 CFM MOTOR

| Motor Speed | 1 | 2 | 3 | 4 |
|--------------------------|--------------|--------------|--------------|--------------|
| CFM (rated at the motor) | 350 | 500 | 650 | 1000 |
| Sones (estimated value) | 4 | 5.5 | 6.5 | 8 |
| Duct Size | 10" / 2 x 6" | 10" / 2 x 6" | 10" / 2 x 6" | 10" / 2 x 6" |

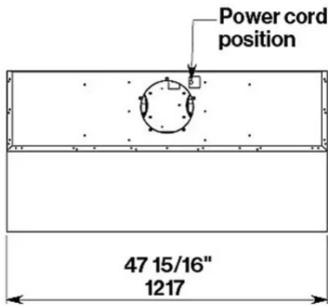
WEIGHTS AND DIMENSIONS

| | |
|----------------------|--|
| Gross weight | 98 lbs |
| Net weight | 82 lbs |
| Packaging dimensions | L 52 in H 28 in D 24 in |
| Notes | Recommended mounting height from cooking surface to hood bottom: 24" - 35" |



Frontal view

Side view



Top view