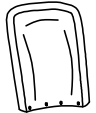



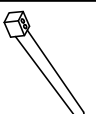



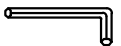


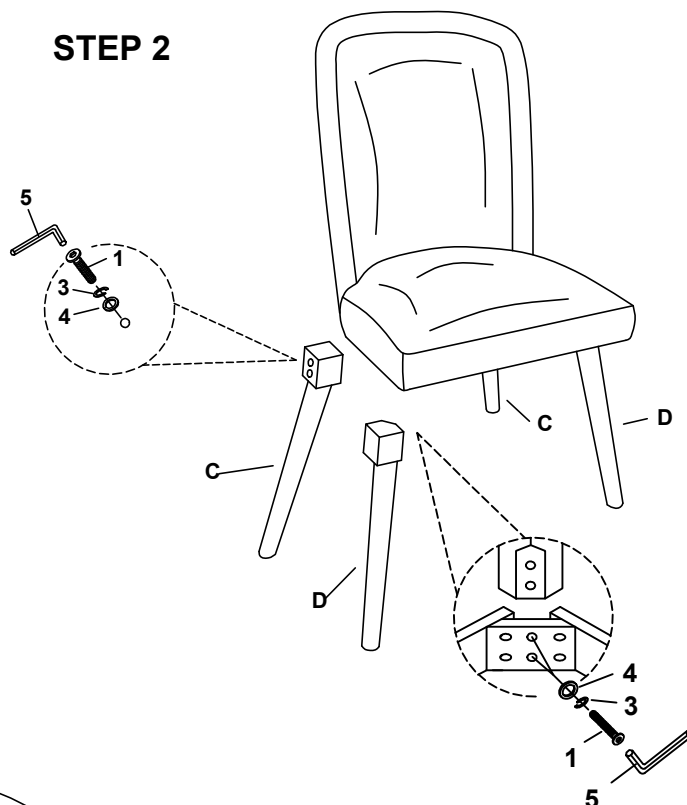
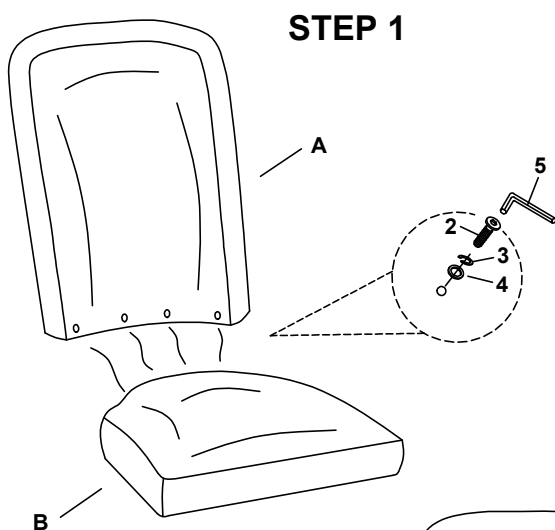
# ASSEMBLY INSTRUCTIONS

## MODEL: 72202


Important note :

- Place all wooden parts on a clean and smooth surface such as a rug or carpet to avoid scratching the parts.
- Kindly follow the assembly instructions step by step.
- Do not tighten all screws and bolts until the chair is fully assembled.

PARTS LIST				HARDWARE LIST			
NO	DESCRIPTION	SRETCH	QTY	NO	DESCRIPTION	SRETCH	QTY
A	CHAIR BACK		1 Pc	1	LONG BOLT		8 Pcs
B	CUSHION		1 Pc	2	SHORT BOLT		4 Pcs
C	BACK LEG		2 Pcs	3	SPRING WASHER		12 Pcs
D	FRONT LEG		2 Pcs	4	FLAT WASHER		12 Pcs
				5	ALLEN KEY		1 Pc



**STEP 3**



Made in Viet Nam