

SKSSB4202S
42-INCH BUILT-IN SIDE-BY-SIDE
REFRIGERATOR



EXTRA-LARGE CAPACITY

Featuring 25.6 cubic feet of food preservation space, this side-by-side configuration makes it easy to access both fresh and frozen foods.

SMART COOLING PLUS™ SYSTEM

Utilizing an ultra-quiet and energy efficient Smart Inverter Compressor along with strategically-placed vents to deliver cold and fresh air all around the food, this refrigerator/freezer maintains the freshness of both fresh and frozen food while also being ENERGY STAR® certified.

EXTRA TALL DISPENSER

Fit everything from pitchers to beverage glasses with the conveniently designed in the door ice and water dispenser with filtered water, cubed or crushed ice.

SPACEPLUS™ ICE SYSTEM

This ingenious, slim designed ice system produces up to 3.8 pounds of ice per day while providing easy access to ice without taking up additional freezer shelf.

Style

Interior Cabinet Finish	White with Metal Accents
-------------------------	--------------------------

Innovation

Wi-Fi Enabled for ThinQ® Control with iPhone / Android App	Yes
Remote Operations	Yes
Smart Inverter Compressor	Yes

Performance

Dual Evaporators	Yes
Adaptive Defrost	Yes
Modes	
Ice Plus, Demo, Icemaker On / Off, Power On / Off, Temp Control, Water Filter Reset, Smart Diagnosis, Wi-Fi	
Water Filter (6 Months)	Yes

Capacity and Storage

Total Capacity (cu. ft.)	25.6
Refrigerator Capacity (cu. ft.)	16.25
Freezer Capacity (cu. ft.)	9.35
Refrigerator	
Storage Shelves	4
Shelf Construction	Spill Protector™ Tempered Glass
Crisper / Storage Bins	2 / 1
Door Bins	4 + Dairy Bin
Freezer	
Storage Shelves	4
Storage Drawers	3
Door Bins	2
Ice Bin	Yes
Removable Ice Bucket Storage Volume	4 lbs.

SKSSB4202S

42-INCH BUILT-IN SIDE-BY-SIDE REFRIGERATOR

SIGNATURE
KITCHEN SUITE

General Features

External Ice & Water Dispenser	Yes
ENERGY STAR® Certified	Yes
Energy Consumption	762 kWh/Year
Cooling System	Multi-Air-Flow Technology
Ice System	SpacePlus™
Ice Production (24 Hrs.)	3.5 lbs. (3.8 lbs. with IcePlus™)
Cubed and Crushed Ice	Yes
Ice On / Off	Yes
Cool Guard Metal Interior Panel	Yes
Premium LED Interior Lighting	Yes
Dispenser Light	Yes
Temperature Sensors	5
Door Alarm	Yes
Water Filter Indicator	Yes
Auto Closing Door Hinge	Yes
Child Lock	Yes

Installation Features

Anti-tip Bracket Included	Yes
---------------------------	-----

Technical Specs

Electrical Ratings	115 V, 60 Hz, 3.5 A
Required Power Supply	115 V, 60 Hz, AC Only Fused at 15–20 A
Plug Type	3-Prong
Power Cord Length	59 1/16"
Min. / Max. Water Pressure	20–120 psi (138–827 kPa)

Dimensions and Weight

Overall Width (inches)	42"
Overall Height (inches)	83 1/2"
Overall Depth With Handles (inches)	27 7/8"
Overall Depth to Front of Door (inches)	25 3/8"
Overall Depth with Door Open (inches)	48 3/8"
Net Weight (approx.)	542 lbs.
Shipping Weight (approx.)	613 lbs.

Optional Accessories

Replacement Water Filter	LT700P
--------------------------	--------

Warranty Summary*

Limited Warranty, Parts & Labor	3 Years
Limited Warranty, Sealed System and Compressor, Parts & Labor	5 Years
Limited Warranty Compressor, Parts Only	10 Years

*These warranties give you specific legal rights and you may have other rights that vary from state to state. For complete warranty details, refer to your Use & Care manual.

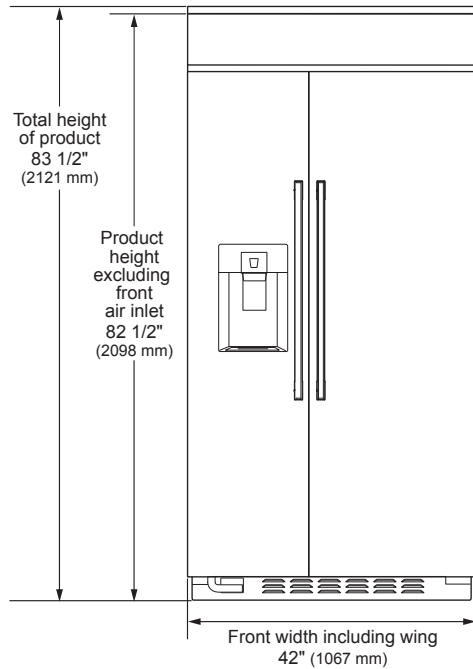
SKSSB4202S

42-INCH BUILT-IN SIDE-BY-SIDE REFRIGERATOR

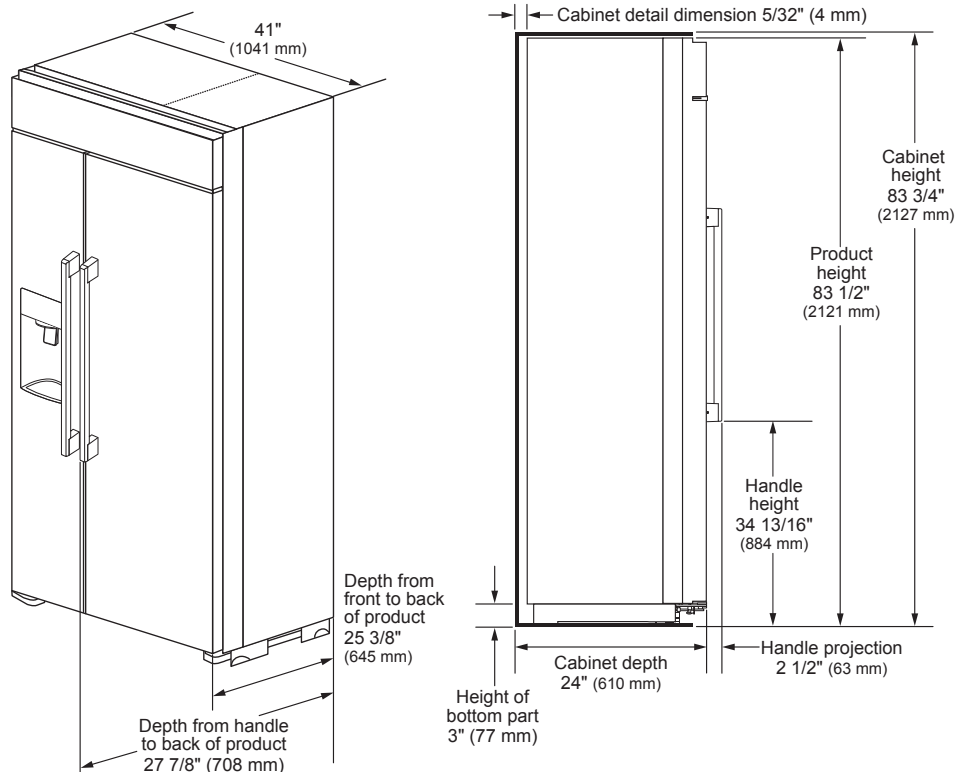
SIGNATURE
KITCHEN SUITE

OVERALL PRODUCT DIMENSIONS

FRONT VIEW



SIDE VIEW



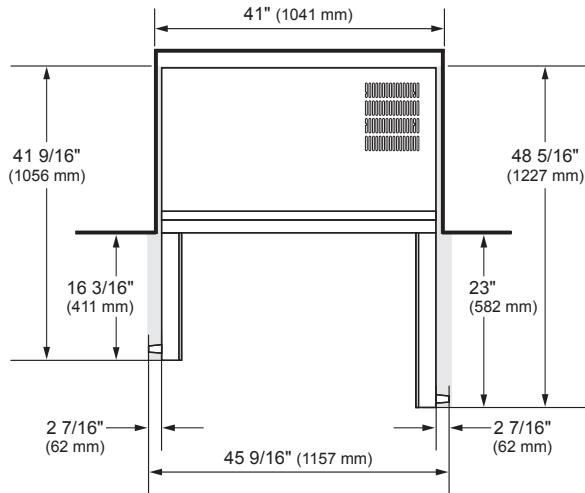
SKSSB4202S

42-INCH BUILT-IN SIDE-BY-SIDE REFRIGERATOR

SIGNATURE
KITCHEN SUITE

DOOR SWING AND DOOR HANDLE CLEARANCES

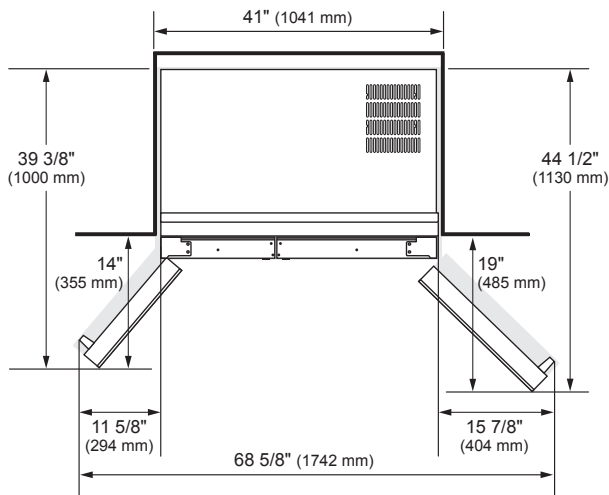
DIMENSION WHEN OPENING 90°



Notes

When installing the product on the wall near the corner, check the marked dimension to keep minimum distance to avoid the handle hitting the wall.

DIMENSION WHEN OPENING 130°



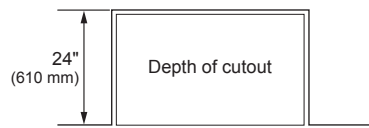
SKSSB4202S

42-INCH BUILT-IN SIDE-BY-SIDE REFRIGERATOR

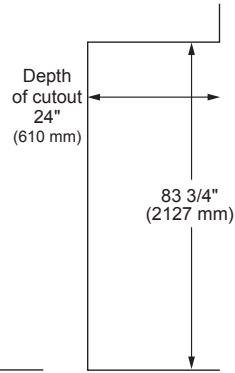
SIGNATURE
KITCHEN SUITE

CUTOUT DIMENSIONS

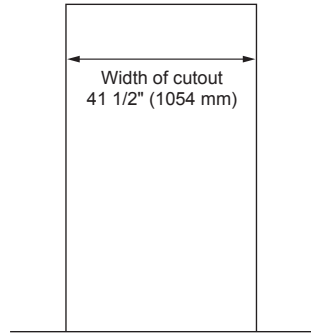
TOP VIEW



SIDE VIEW



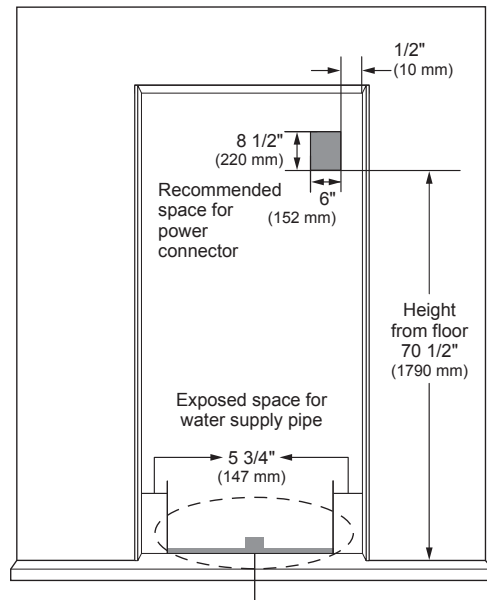
FRONT VIEW



Notes

Check the dimension of the cutout to install the product against the dimension stated in the installation manual. The dimensions are the recommended dimensions to install the product. (If the cutout dimension is smaller than the recommended dimension, the product cannot be installed.)

CONNECTING THE POWER CONNECTION AND WATER SUPPLY



Notes

The location of the 115V 60Hz power connector must be located on the rear side of the product as shown in the picture. When installing the product, make sure to check whether the cord is hung on the hook on the rear side so that it is not pressed on the refrigerator. Damaged power cord can cause a fire.

Before connecting the power, always make sure to ground the product. (If the product is not grounded, the user may be able to feel the electricity due to the minute leakage current when touching the refrigerator door handle or side corner even when there is no issue with the product.)

Do not ground the product to gas pipe, plastic water pipe or telephone wire etc. It can cause electric shock and explosion.

Place the water hose for ice maker and water dispenser as shown in the picture, and prepare hose to come up from the floor. (Copper pipe with diameter of 5/16" (8mm) is recommended for the water hose.) If the water pipe and water hose is located far from the product, bury the water hose on the floor and provide appropriate treatment. Make sure the location of the water supply pipe is within the marked range.

