

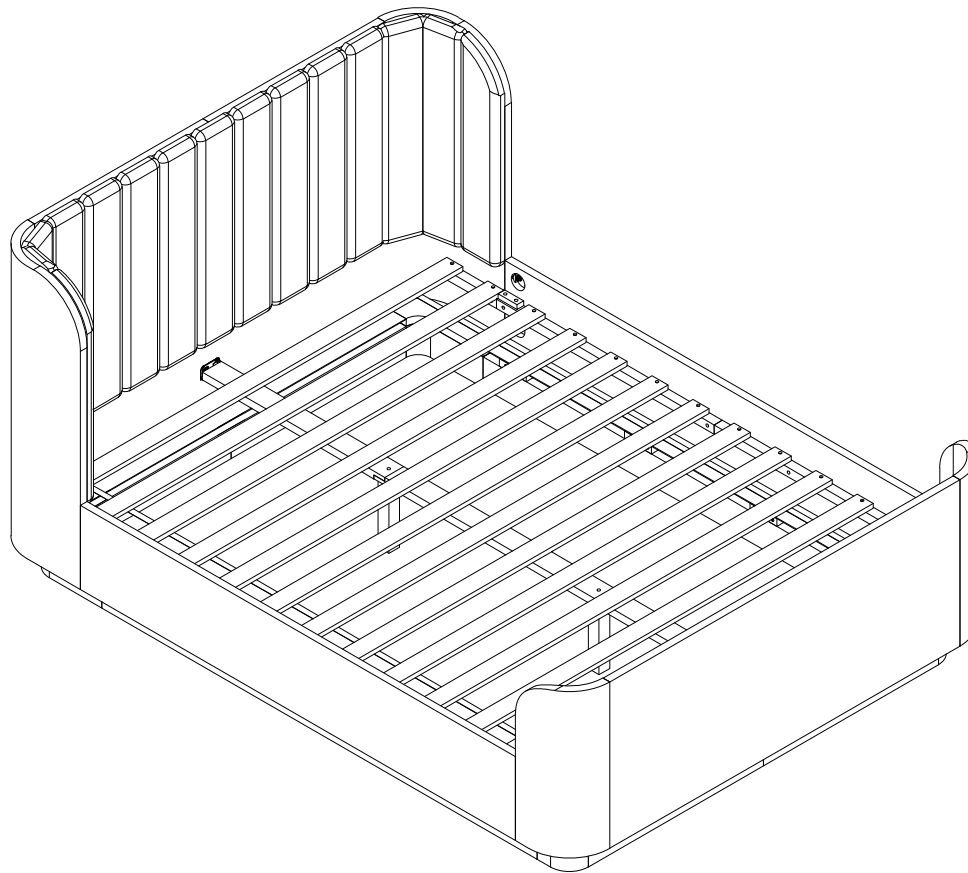
MOE'S

home collection

ASSEMBLY INSTRUCTIONS.


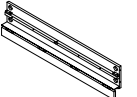
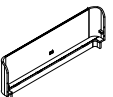
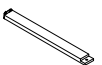
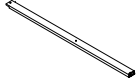







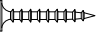
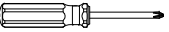
SCARLETTE QUEEN BED CREAM

FO-1039-05-0

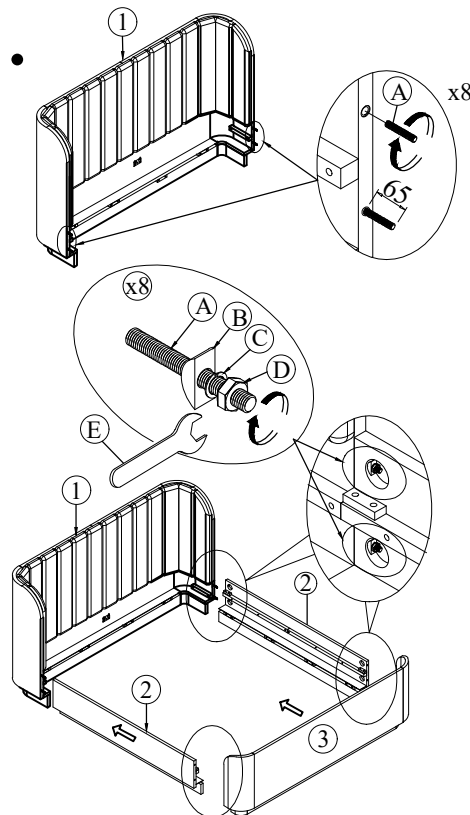


THANK YOU FOR YOUR PURCHASE!

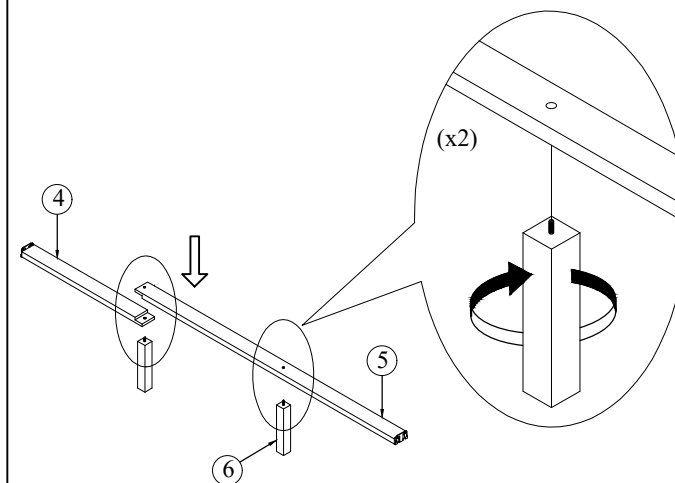
PARTS AND HARDWARE

1.HEADBOARD x1 	2.SIZE RAIL x2 	3.FOOTBOARD x1 
4.SHORT CENTER SUPPORT x1 	5.LONG CENTER SUPPORT x1 	6.CENTER LEG x2 
7.SLAT x1 	A.HANGER WASHER M8x90x8 	B.HALF MOON WASHER 8.5 x 8 
C.SPING WASHER 8.5 x 8 	D.HEX NUT M8 x 8 	E.OPEN WRENCH 13 x 1 
F-SCREW M4X25 x26 	G- CREWDRIVER (NOT INCLUDED) 	

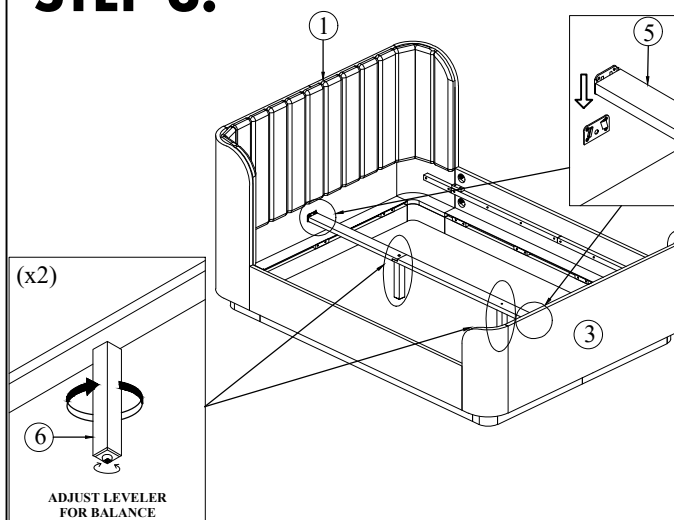
STEP 1.



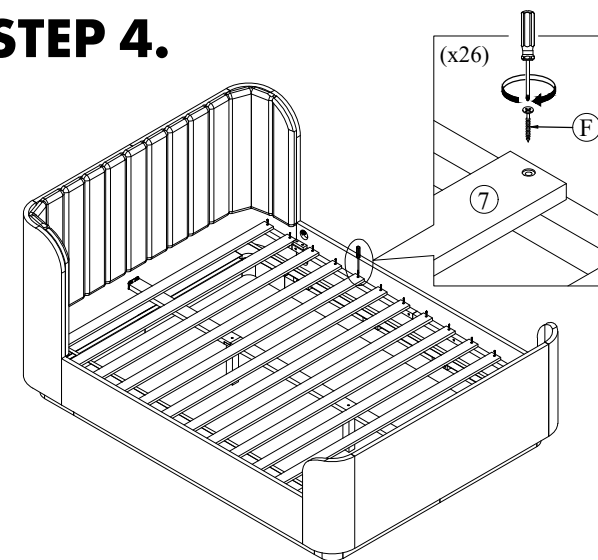
STEP 2.



STEP 3.



STEP 4.



NOTES.

Thank you for purchasing this quality product!
Be sure to check all packing material carefully
for small part that may have come loose
inside the carton during shipping.

CAUTION:The item is heavy, assembly should
be performed by two people.