

## PRO3650G



## FEATURES

Sub-Zero refrigerators come with an air purification system (based on technology developed by NASA) that scrubs the air of ethylene and odor every 20 minutes.

Install directly within surrounding cabinetry for built-in, or add accessory panels for freestanding

Makes an iconic stainless-steel statement, inside and out

Dual refrigeration technology preserves refrigerated foods with cool, moist air and frozen foods with frigid, dry air

Creates the ideal environment for produce in independently-controlled crisper drawer

Easy access to food with full-extension slide-out glass shelf with adjustable gates

Locks in temperature and humidity with soft-close door hinge and magnetic seal on doors and drawers

Controls temperature within one degree of setpoint via intuitive exterior touch control panel

Automatic ice maker with advanced water filtration system

Control brightness with soft-on LED lighting that fully illuminates the cavity, making food more visible and less likely to hide

Protects food from spoilage through triple-pane, UV-resistant glass door

## ACCESSORIES

90° Door Stop

Air Purification Cartridge

Drawer Divider Set

Dual Installation Kit

Egg Container

Slide-Out Shelf Gates (2)

Stainless Steel Kickplates

Stainless Steel Side Panel

Stainless Steel Slide-Out Bin

Stainless Steel Top Panel

Water Filter

Accessories are available through an authorized dealer.  
For local dealer information, visit [subzero-wolf.com/locator](http://subzero-wolf.com/locator).



## PRODUCT DETAILS

## REFRIGERATOR

- LED refrigerator and freezer lights
- 4 glass refrigerator shelves (3 adjustable; 1 full-extension slide-out)
- 1 high-humidity crisper drawer with adjustable dividers
- 2 stainless-steel slide-out bins
- Air purification system

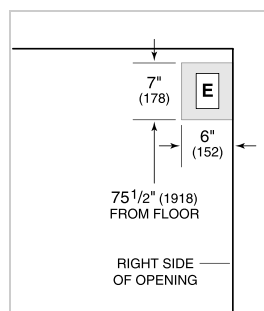
## FREEZER

- 1 full-extension roll-out freezer drawer with automatic ice maker and removable ice container

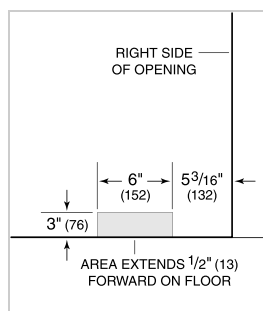
## PRODUCT SPECIFICATIONS

Model	PRO3650G
Dimensions	36"W x 84"H x 24"D
Door Clearance	37 3/8"
Drawer Clearance	26"
Weight	634 lbs
Refrigerator Capacity	18.4 cu. ft.
Freezer Capacity	4.3 cu. ft.
Electrical Supply	115 VAC, 60 Hz
Electrical Service	15 amp dedicated circuit
Plumbing Supply	1/4" OD copper, braided stainless steel or PEX tubing
Plumbing Pressure	35–120 psi
Receptacle	3-prong grounding-type

## ELECTRICAL




## PLUMBING



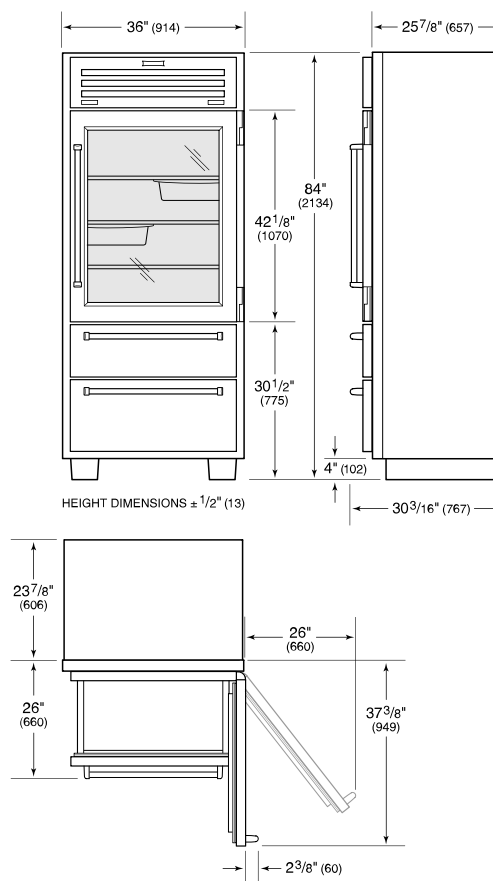
**NOTE:** Dimensions in parenthesis are in millimeters unless otherwise specified

## INTERIOR VIEW

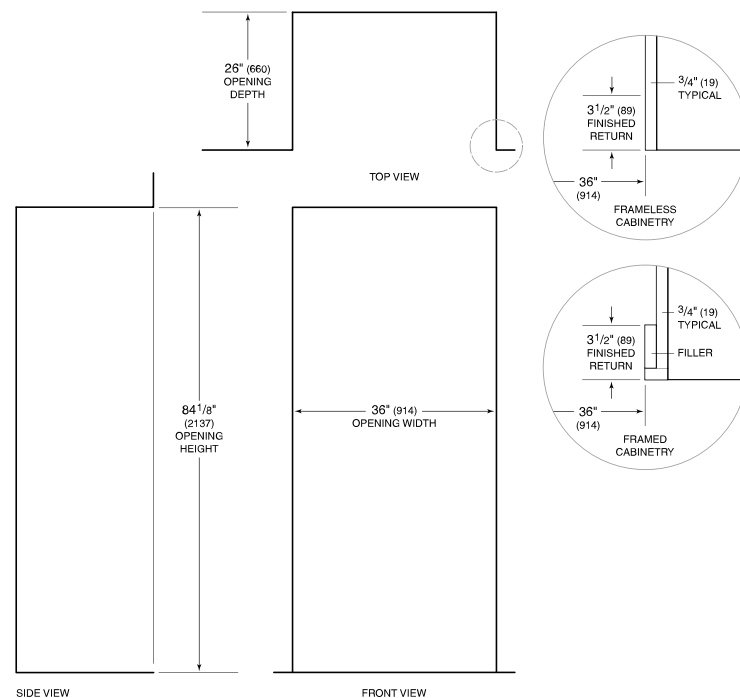


This illustration is intended for interior reference only and may not represent the exterior of the model being specified.

## DIMENSIONS



## FLUSH INSET INSTALLATION



**NOTE:** 3 1/2" (89) finished returns will be visible and should be finished to match cabinetry.