



ITEM# JE400C  
Jersey Cocktail Table  
48"\*26"\*18"H

Your furniture purchase is an investment. Here are a few tips to maximize the lifetime of your furniture with a minimal amount of effort. Properly caring for your furniture can help ensure that it looks great year after year.

**Wood Furniture Maintenance:**

- Always dust, wipe, and clean with the grain of the wood.
- Dust with a soft cloth. Dust will scratch the furniture surface if not removed properly.
- If a polished surface becomes foggy, rub it with a cloth dipped in a solution of one tablespoon vinegar to one quart of water. Rub softly with the grain until the surface is completely dry.
- Soap and water are not advisable for wood surfaces. Water can penetrate the finish and raise the grain on wood, causing damage.
- Remember to change dusting cloths frequently as dirty cloths may scratch your furniture's surface.

**The Enemies of Wood:**

- Moisture is wood's worst enemy. Liquid spills should be gently wiped up immediately. Coasters should be used under all beverages.
- Do not allow rubber or vinyl materials to lie on the furniture. Chemicals in rubber may leave a stain. Put a strip of felt or leather under accessories that have rubber or vinyl.
- Heat creates a chemical change in the furniture's finish, which result in a white spot. Use protective pads under hot dishes, appliances, etc.
- Sunlight's ultraviolet rays can damage the finish of furniture. DO not place furniture directly against a heater or radiator and do not place in the path of hot streams of air from central heating. This will cause extreme localized drying of the wood.

**Marble Top Maintenance:**

The surface of the marble on your table has been polished and sealed to create a generally non-porous surface. The stone has many natural characteristics including veining, hairline cracks, and color variations, which make up the stone's beauty.

To maintain the beauty of your marble:

- Protect surfaces from scratching, staining and etching by:
  - Keeping them free of debris or sharp objects.
  - Wiping up spills immediately
  - Avoiding contact with chemicals (particularly acid-based materials)
- Clean with PH neutral products or those especially formulated for use on stone.
- It is not recommended to use a water-based solvent for dark marble as it will remove the polish from the surface.

**Caring for the Fabric on Upholstered Furniture:**

- Frequent vacuuming of the entire upholstered area will prevent dust from settling into the fibers.
- Professional cleaning is always recommended for all upholstered pieces.
- Do not use cleaning products containing brightening agents.

## VERY IMPORTANT!!

**NEVER**  
USE GLASS CLEANERS  
ON FINISHED SURFACES.  
AMMONIA WILL  
CHEMICALLY ATTACK  
THE FINISH.

DO NOT  
WRITE  
DIRECTLY  
ON  
SURFACE



**PREVENT  
MARKING**

DO NOT  
PLACE IN  
DIRECT  
SUNLIGHT



**PREVENT  
FADING**

DO NOT  
USE  
RUBBER-  
BASED  
FLACEMATS  
USE CLOTHS!



**PREVENT  
DISCOLORING**

**NEVER**  
ALLOW LIQUIDS OF ANY  
KIND TO LINGER ON  
SURFACES ABSORPTION  
CAUSES THE WOOD TO  
WARP AND THE FINISH  
TO DE-LAMINATE

DO NOT USE  
COMMERCIAL  
WAXES AND  
POLISHES



**PREVENT  
YELLOWING**

DO NOT  
PLACE HOT  
KETTLES  
POTS, ETC  
ON  
SURFACE



**PREVENT  
DAMAGE TO  
FINISH**

MAINTAIN  
EVEN  
HUMIDITY  
CONDITIONS  
IN YOUR  
HOME



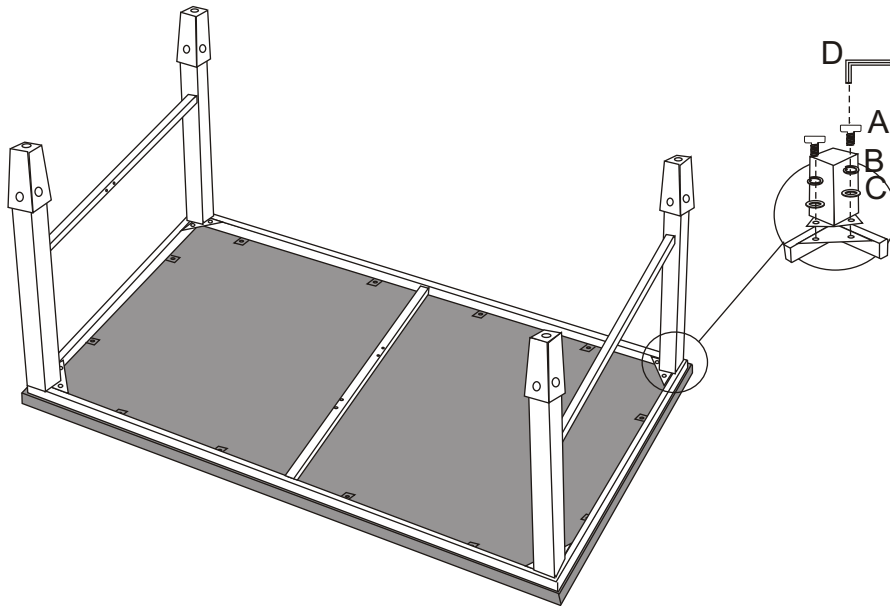
**PREVENT  
SPLITTING**

# JE400C

## Assembly Instruction

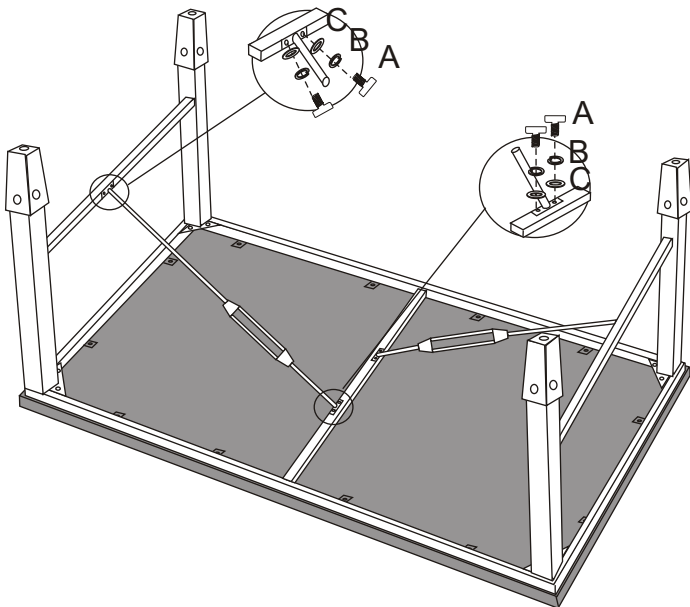
\* Do not tighten screw & bolts until the entire item is completely assembled.

### Step 1

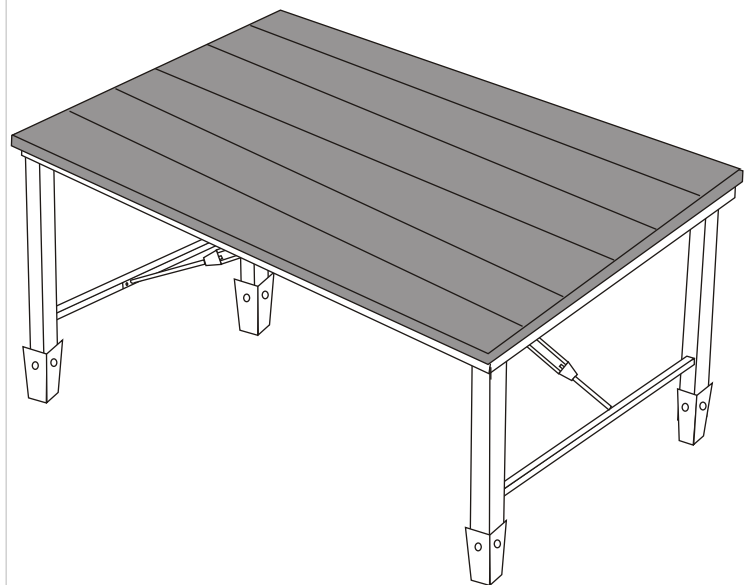


place wood top on a piece of cloth on the floor to prevent scratching





### Step 2



### Step 3

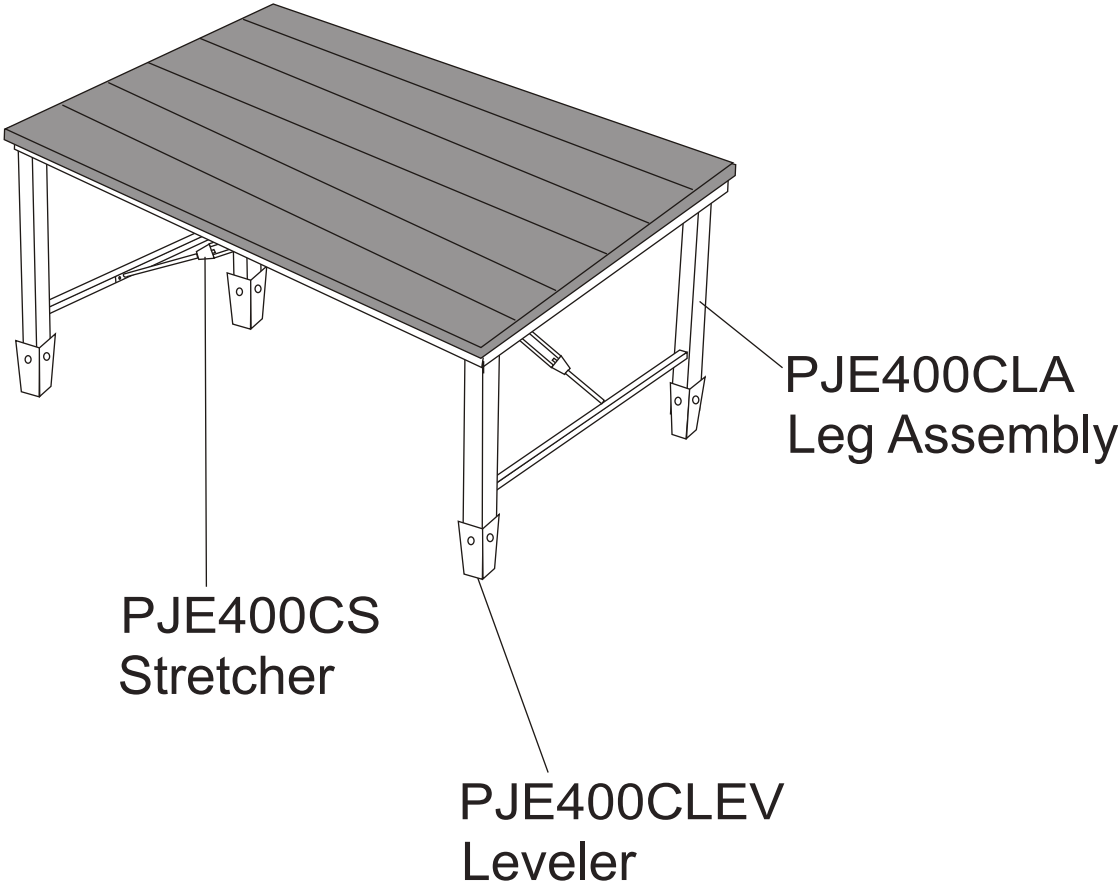


## Hardware Pack #: PJE400CH

A		16PCS	1/4" X 15mm
B		16PCS	∅ 6.5mm
C		16PCS	∅ 6.5mm
D		1PC	

Parts for JE400C

Complete Hardware #: PJE400CH



PRODUCT DETAILS	
TOP	CHIPBOARD WITH PINE VENEER
LEG	IRON
IRON COLOR	ANTIQUE FINISH
PRODUCT SIZE	48"*26"*18"H
CARTON SIZE	50 3/4"*28 3/4"*4 1/4"H
NET WEIGHT	45.70LBS
GROSS WEIGHT	47.90LBS
CU.FT.	3.59'

MADE IN CHINA





ITEM# JE400E  
Jersey End Table  
23"\*23"\*24"H

Your furniture purchase is an investment. Here are a few tips to maximize the lifetime of your furniture with a minimal amount of effort. Properly caring for your furniture can help ensure that it looks great year after year.

**Wood Furniture Maintenance:**

- Always dust, wipe, and clean with the grain of the wood.
- Dust with a soft cloth. Dust will scratch the furniture surface if not removed properly.
- If a polished surface becomes foggy, rub it with a cloth dipped in a solution of one tablespoon vinegar to one quart of water. Rub softly with the grain until the surface is completely dry.
- Soap and water are not advisable for wood surfaces. Water can penetrate the finish and raise the grain on wood, causing damage.
- Remember to change dusting cloths frequently as dirty cloths may scratch your furniture's surface.

**The Enemies of Wood:**

- Moisture is wood's worst enemy. Liquid spills should be gently wiped up immediately. Coasters should be used under all beverages.
- Do not allow rubber or vinyl materials to lie on the furniture. Chemicals in rubber may leave a stain. Put a strip of felt or leather under accessories that have rubber or vinyl.
- Heat creates a chemical change in the furniture's finish, which result in a white spot. Use protective pads under hot dishes, appliances, etc.
- Sunlight's ultraviolet rays can damage the finish of furniture. DO not place furniture directly against a heater or radiator and do not place in the path of hot streams of air from central heating. This will cause extreme localized drying of the wood.

**Marble Top Maintenance:**

The surface of the marble on your table has been polished and sealed to create a generally non-porous surface. The stone has many natural characteristics including veining, hairline cracks, and color variations, which make up the stone's beauty.

To maintain the beauty of your marble:

- Protect surfaces from scratching, staining and etching by:
  - Keeping them free of debris or sharp objects.
  - Wiping up spills immediately
  - Avoiding contact with chemicals (particularly acid-based materials)
- Clean with PH neutral products or those especially formulated for use on stone.
- It is not recommended to use a water-based solvent for dark marble as it will remove the polish from the surface.

**Caring for the Fabric on Upholstered Furniture:**

- Frequent vacuuming of the entire upholstered area will prevent dust from settling into the fibers.
- Professional cleaning is always recommended for all upholstered pieces.
- Do not use cleaning products containing brightening agents.

## VERY IMPORTANT!!

**NEVER**  
USE GLASS CLEANERS  
ON FINISHED SURFACES.  
AMMONIA WILL  
CHEMICALLY ATTACK  
THE FINISH.

DO NOT  
WRITE  
DIRECTLY  
ON  
SURFACE



**PREVENT  
MARKING**

DO NOT  
PLACE IN  
DIRECT  
SUNLIGHT



**PREVENT  
FADING**

DO NOT  
USE  
RUBBER-  
BASED  
FLACEMATS  
USE CLOTHS!



**PREVENT  
DISCOLORING**

**NEVER**  
ALLOW LIQUIDS OF ANY  
KIND TO LINGER ON  
SURFACES ABSORPTION  
CAUSES THE WOOD TO  
WARP AND THE FINISH  
TO DE-LAMINATE

DO NOT USE  
COMMERCIAL  
WAXES AND  
POLISHES



**PREVENT  
YELLOWING**

DO NOT  
PLACE HOT  
KETTLES  
POTS, ETC  
ON  
SURFACE



**PREVENT  
DAMAGE TO  
FINISH**

MAINTAIN  
EVEN  
HUMIDITY  
CONDITIONS  
IN YOUR  
HOME



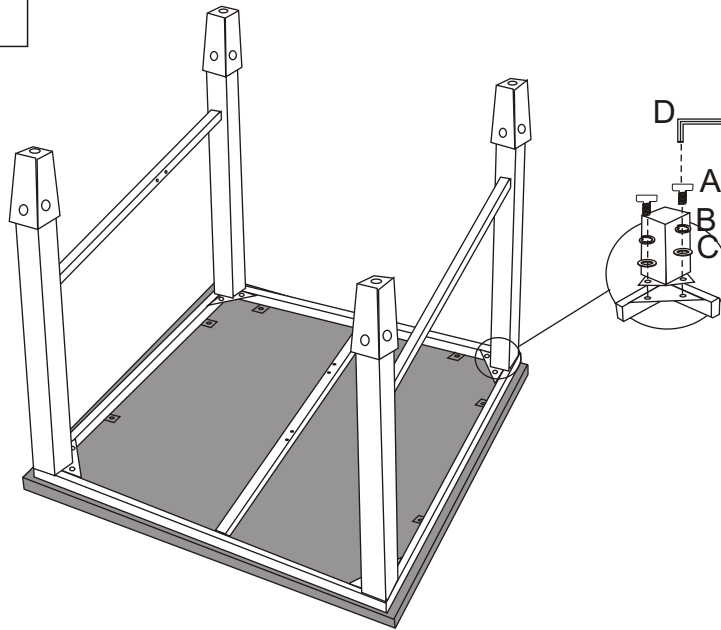
**PREVENT  
SPLITTING**

# JE400E

## Assembly Instruction

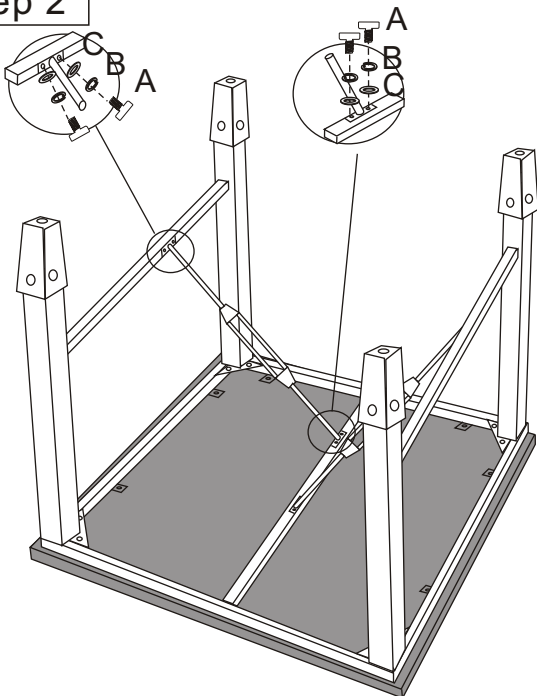
\* Do not tighten screw & blots until the entire item is completely assembled.

### Step 1

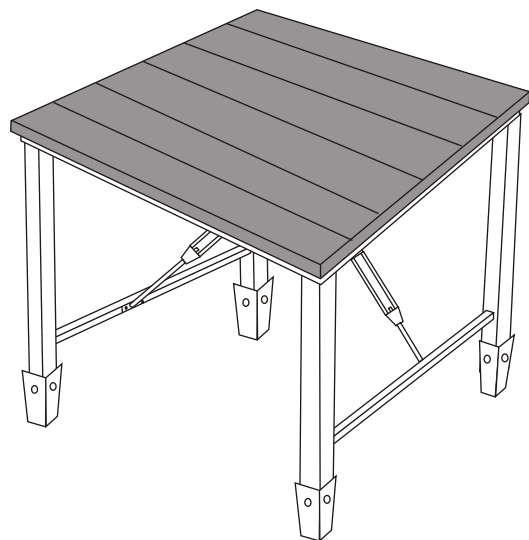


place wood top on a piece of cloth on the floor to prevent scratching





### Step 2



### Step 3

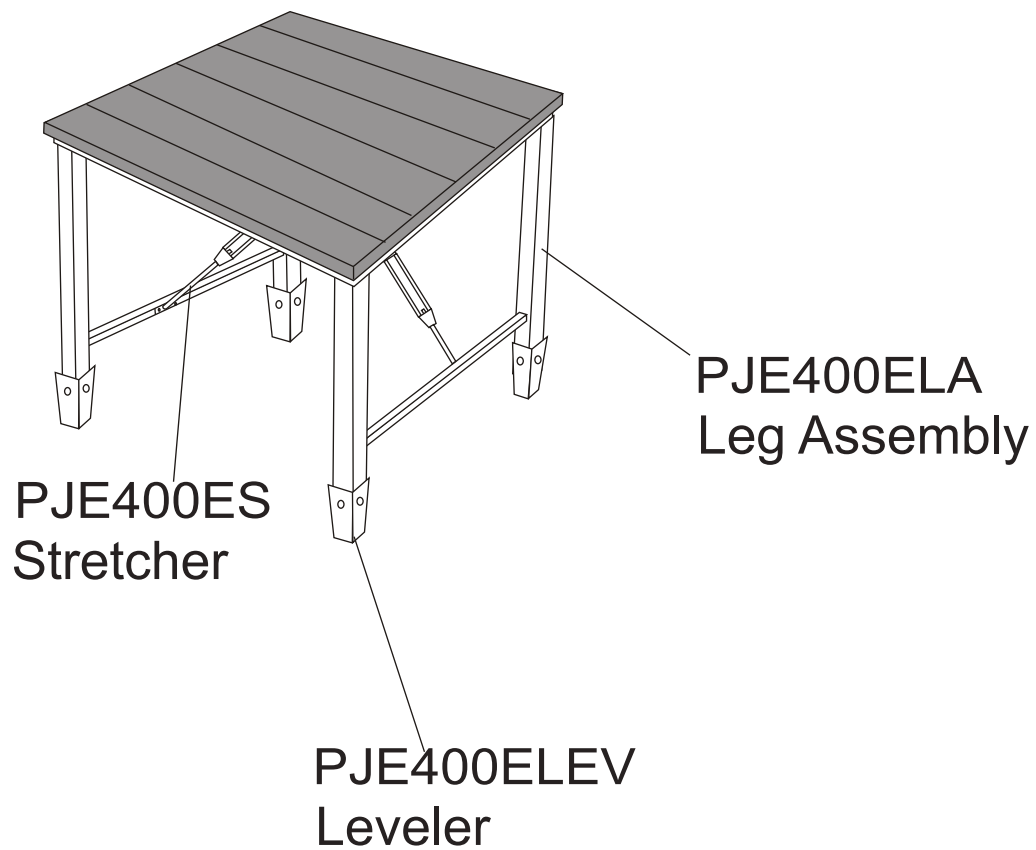


## Hardware Pack #: PJE400EH

A		16PCS	1/4" X 15mm
B		16PCS	∅ 6.5mm
C		16PCS	∅ 6.5mm
D		1PC	

# Parts for JE400E

Complete Hardware #: PJE400EH



PRODUCT DETAILS	
TOP	CHIPBOARD WITH PINE VENEER
LEG	IRON
IRON COLOR	ANTIQUE FINISH
PRODUCT SIZE	23"*23"*24"H
CARTON SIZE	26 1/4"*26 1/4"*7 1/4"H
NET WEIGHT	28.40LBS
GROSS WEIGHT	31.30LBS
CU.FT.	2.89'

MADE IN CHINA





ITEM# JE400EC  
Jersey Chairside End Table  
24"\*13"\*24"H

Your furniture purchase is an investment. Here are a few tips to maximize the lifetime of your furniture with a minimal amount of effort. Properly caring for your furniture can help ensure that it looks great year after year.

**Wood Furniture Maintenance:**

- Always dust, wipe, and clean with the grain of the wood.
- Dust with a soft cloth. Dust will scratch the furniture surface if not removed properly.
- If a polished surface becomes foggy, rub it with a cloth dipped in a solution of one tablespoon vinegar to one quart of water. Rub softly with the grain until the surface is completely dry.
- Soap and water are not advisable for wood surfaces. Water can penetrate the finish and raise the grain on wood, causing damage.
- Remember to change dusting cloths frequently as dirty cloths may scratch your furniture's surface.

**The Enemies of Wood:**

- Moisture is wood's worst enemy. Liquid spills should be gently wiped up immediately. Coasters should be used under all beverages.
- Do not allow rubber or vinyl materials to lie on the furniture. Chemicals in rubber may leave a stain. Put a strip of felt or leather under accessories that have rubber or vinyl.
- Heat creates a chemical change in the furniture's finish, which result in a white spot. Use protective pads under hot dishes, appliances, etc.
- Sunlight's ultraviolet rays can damage the finish of furniture. DO not place furniture directly against a heater or radiator and do not place in the path of hot streams of air from central heating. This will cause extreme localized drying of the wood.

**Marble Top Maintenance:**

The surface of the marble on your table has been polished and sealed to create a generally non-porous surface. The stone has many natural characteristics including veining, hairline cracks, and color variations, which make up the stone's beauty.

To maintain the beauty of your marble:

- Protect surfaces from scratching, staining and etching by:
  - Keeping them free of debris or sharp objects.
  - Wiping up spills immediately
  - Avoiding contact with chemicals (particularly acid-based materials)
- Clean with PH neutral products or those especially formulated for use on stone.
- It is not recommended to use a water-based solvent for dark marble as it will remove the polish from the surface.

**Caring for the Fabric on Upholstered Furniture:**

- Frequent vacuuming of the entire upholstered area will prevent dust from settling into the fibers.
- Professional cleaning is always recommended for all upholstered pieces.
- Do not use cleaning products containing brightening agents.

## VERY IMPORTANT!!

**NEVER**  
USE GLASS CLEANERS  
ON FINISHED SURFACES.  
AMMONIA WILL  
CHEMICALLY ATTACK  
THE FINISH.

DO NOT  
WRITE  
DIRECTLY  
ON  
SURFACE



**PREVENT  
MARKING**

DO NOT  
PLACE IN  
DIRECT  
SUNLIGHT



**PREVENT  
FADING**

DO NOT  
USE  
RUBBER-  
BASED  
FLACEMATS  
USE CLOTHS!



**PREVENT  
DISCOLORING**

**NEVER**  
ALLOW LIQUIDS OF ANY  
KIND TO LINGER ON  
SURFACES ABSORPTION  
CAUSES THE WOOD TO  
WARP AND THE FINISH  
TO DE-LAMINATE

DO NOT USE  
COMMERCIAL  
WAXES AND  
POLISHES



**PREVENT  
YELLOWING**

DO NOT  
PLACE HOT  
KETTLES  
POTS, ETC  
ON  
SURFACE



**PREVENT  
DAMAGE TO  
FINISH**

MAINTAIN  
EVEN  
HUMIDITY  
CONDITIONS  
IN YOUR  
HOME



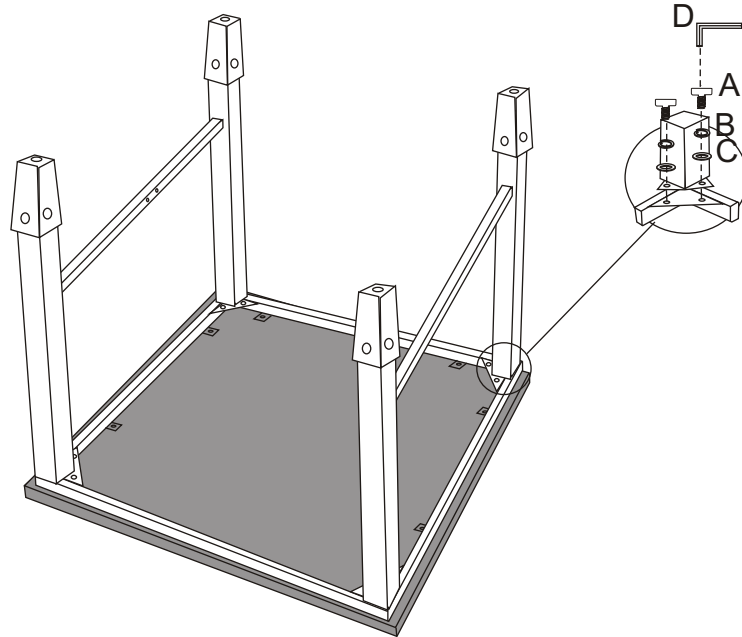
**PREVENT  
SPLITTING**

# JE400EC

## Assembly Instruction

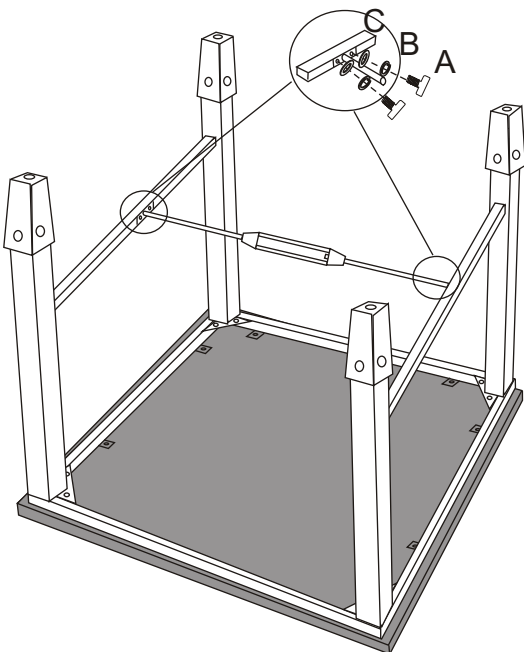
\* Do not tighten screw & bolts until the entire item is completely assembled.

### Step 1

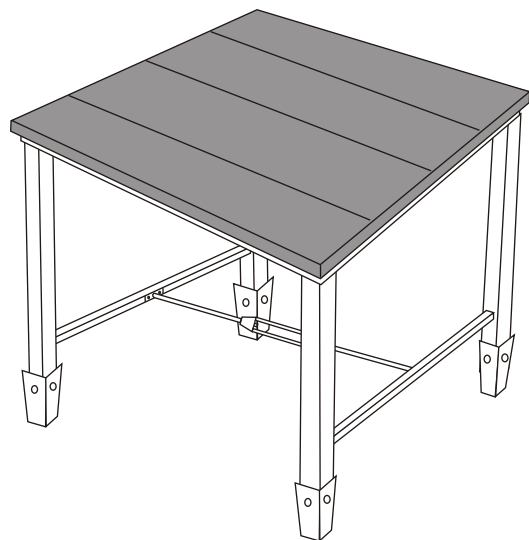


place wood top on a piece of cloth on the floor to prevent scratching





### Step 2



### Step 3

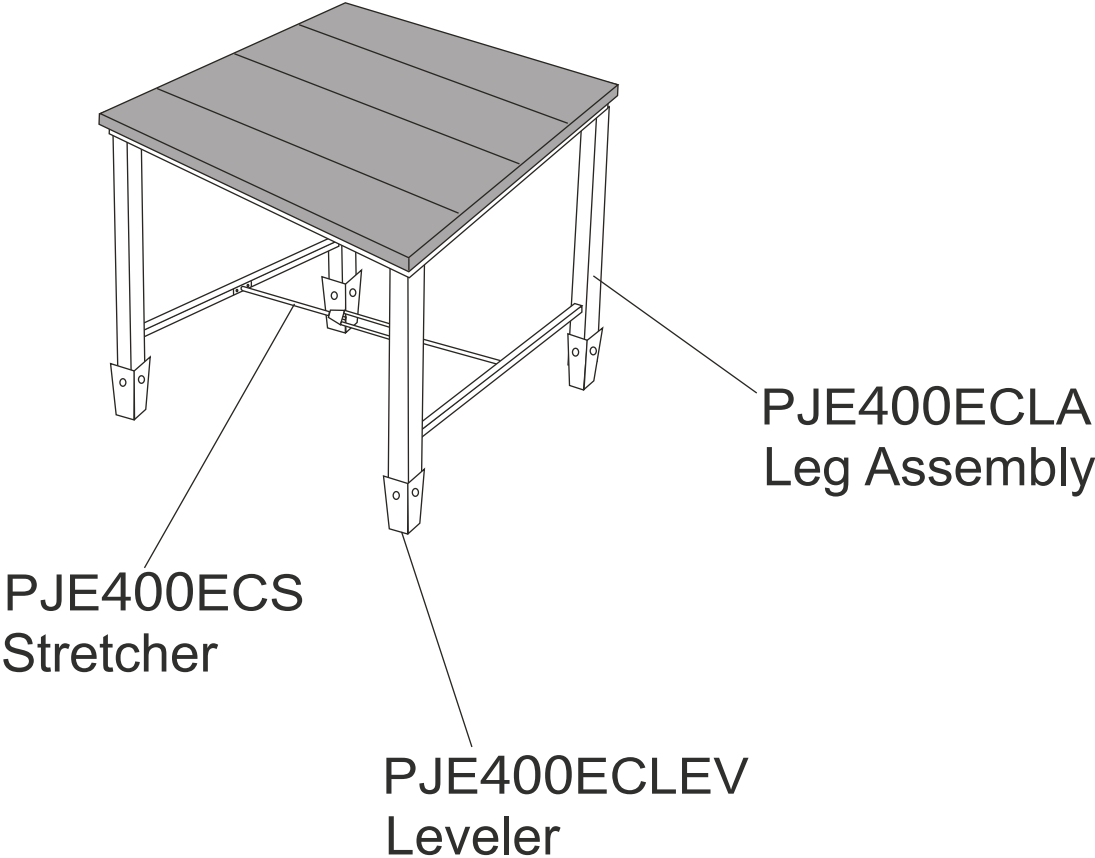


Hardware Pack #: PJE400ECH

A		12PCS	1/4" X 15mm
B		12PCS	∅ 6.5mm
C		12PCS	∅ 6.5mm
D		1PC	

Parts for JE400EC

Complete Hardware #: PJE400ECH



PRODUCT DETAILS	
TOP	CHIPBOARD WITH PINE VENEER
LEG	IRON
IRON COLOR	ANTIQUE FINISH
PRODUCT SIZE	24"*13"*24"H
CARTON SIZE	27"*16"*7"H
NET WEIGHT	19.80LBS
GROSS WEIGHT	21.70LBS
CU.FT.	1.75'

MADE IN CHINA





ITEM# JE400S  
Jersey Sofa Table  
48"\*18"\*30"H

Your furniture purchase is an investment. Here are a few tips to maximize the lifetime of your furniture with a minimal amount of effort. Properly caring for your furniture can help ensure that it looks great year after year.

**Wood Furniture Maintenance:**

- Always dust, wipe, and clean with the grain of the wood.
- Dust with a soft cloth. Dust will scratch the furniture surface if not removed properly.
- If a polished surface becomes foggy, rub it with a cloth dipped in a solution of one tablespoon vinegar to one quart of water. Rub softly with the grain until the surface is completely dry.
- Soap and water are not advisable for wood surfaces. Water can penetrate the finish and raise the grain on wood, causing damage.
- Remember to change dusting cloths frequently as dirty cloths may scratch your furniture's surface.

**The Enemies of Wood:**

- Moisture is wood's worst enemy. Liquid spills should be gently wiped up immediately. Coasters should be used under all beverages.
- Do not allow rubber or vinyl materials to lie on the furniture. Chemicals in rubber may leave a stain. Put a strip of felt or leather under accessories that have rubber or vinyl.
- Heat creates a chemical change in the furniture's finish, which result in a white spot. Use protective pads under hot dishes, appliances, etc.
- Sunlight's ultraviolet rays can damage the finish of furniture. DO not place furniture directly against a heater or radiator and do not place in the path of hot streams of air from central heating. This will cause extreme localized drying of the wood.

**Marble Top Maintenance:**

The surface of the marble on your table has been polished and sealed to create a generally non-porous surface. The stone has many natural characteristics including veining, hairline cracks, and color variations, which make up the stone's beauty.

To maintain the beauty of your marble:

- Protect surfaces from scratching, staining and etching by:
  - Keeping them free of debris or sharp objects.
  - Wiping up spills immediately
  - Avoiding contact with chemicals (particularly acid-based materials)
- Clean with PH neutral products or those especially formulated for use on stone.
- It is not recommended to use a water-based solvent for dark marble as it will remove the polish from the surface.

**Caring for the Fabric on Upholstered Furniture:**

- Frequent vacuuming of the entire upholstered area will prevent dust from settling into the fibers.
- Professional cleaning is always recommended for all upholstered pieces.
- Do not use cleaning products containing brightening agents.

## VERY IMPORTANT!!

**NEVER**  
USE GLASS CLEANERS  
ON FINISHED SURFACES.  
AMMONIA WILL  
CHEMICALLY ATTACK  
THE FINISH.

DO NOT  
WRITE  
DIRECTLY  
ON  
SURFACE



**PREVENT  
MARKING**

DO NOT  
PLACE IN  
DIRECT  
SUNLIGHT



**PREVENT  
FADING**

DO NOT  
USE  
RUBBER-  
BASED  
FLACEMATS  
USE CLOTHS!



**PREVENT  
DISCOLORING**

**NEVER**  
ALLOW LIQUIDS OF ANY  
KIND TO LINGER ON  
SURFACES ABSORPTION  
CAUSES THE WOOD TO  
WARP AND THE FINISH  
TO DE-LANINATE

DO NOT USE  
COMMERCIAL  
WAXES AND  
POLISHES



**PREVENT  
YELLOWING**

DO NOT  
PLACE HOT  
KETTLES  
POTS, ETC  
ON  
SURFACE



**PREVENT  
DAMAGE TO  
FINISH**

MAINTAIN  
EVEN  
HUMIDITY  
CONDITIONS  
IN YOUR  
HOME



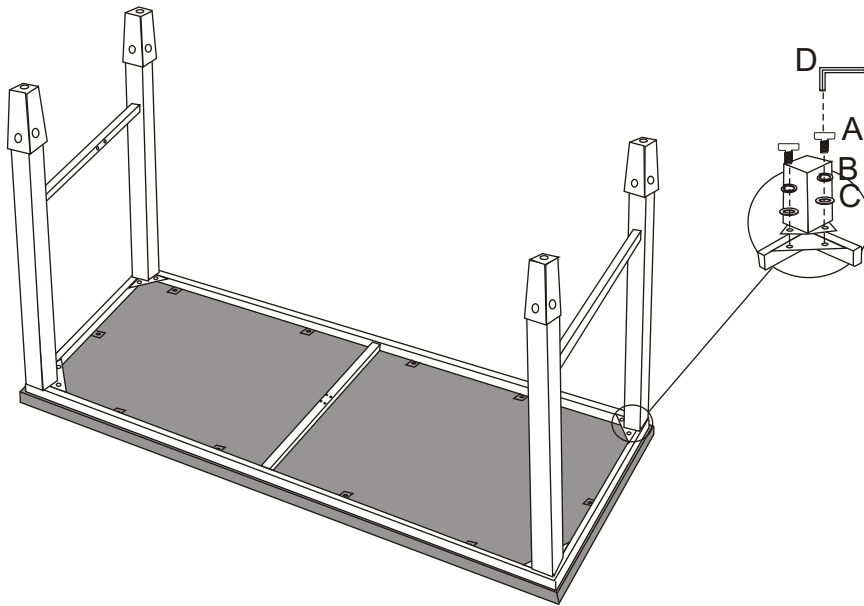
**PREVENT  
SPLITTING**

# JE400S

## Assembly Instruction

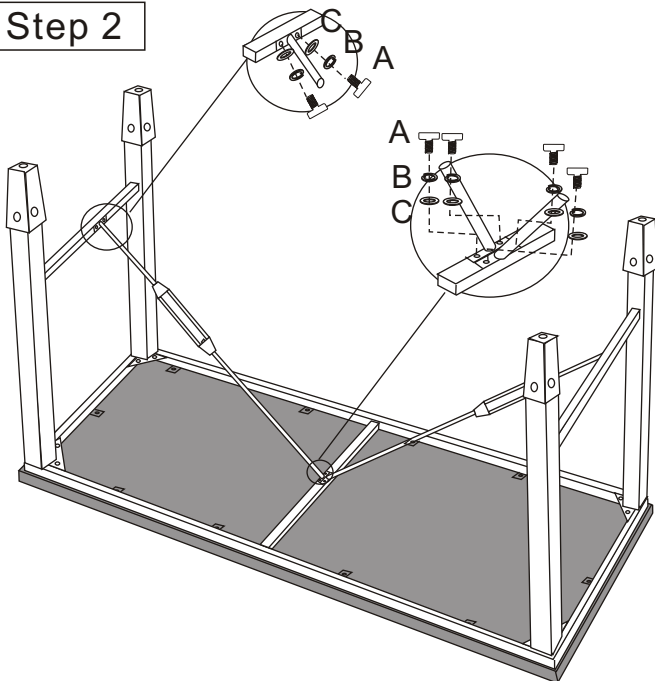
\* Do not tighten screw & bolts until the entire item is completely assembled.

### Step 1

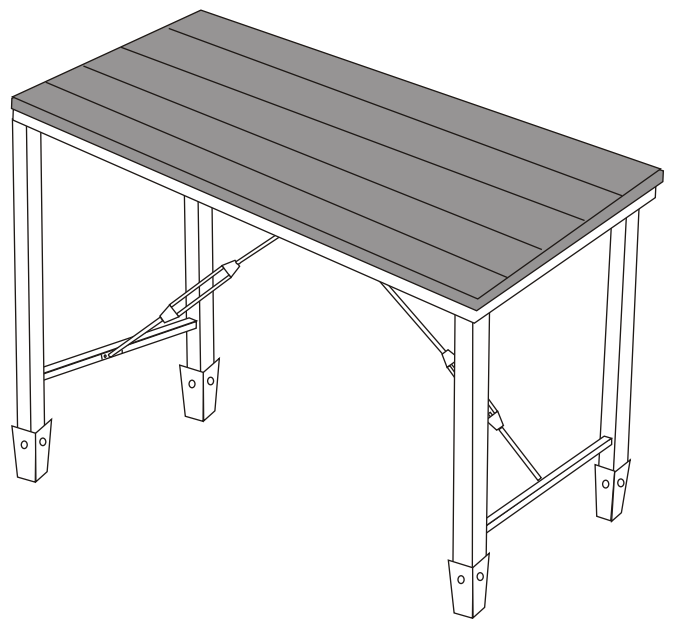


place wood top on a piece of cloth on the floor to prevent scratching

### Step 2







### Step 3



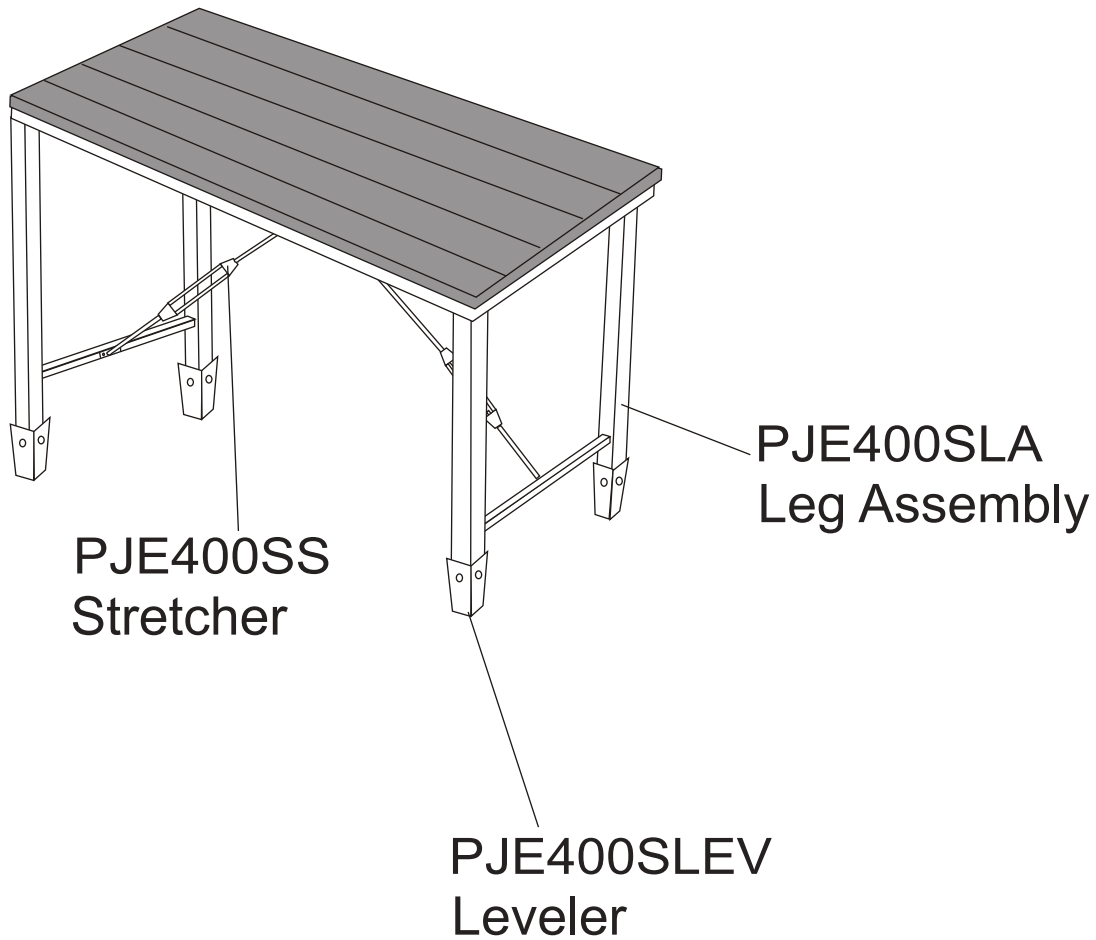


## Hardware Pack #: PJE400SH

A		16PCS	1/4" X 15mm
B		16PCS	∅ 6.5mm
C		16PCS	∅ 6.5mm
D		1PC	

# Parts for JE400S

Complete Hardware #: PJE400SH



PRODUCT DETAILS	
TOP	CHIPBOARD WITH PINE VENEER
LEG	IRON
IRON COLOR	ANTIQUE FINISH
PRODUCT SIZE	48"*18"*30"H
CARTON SIZE	55 1/4"*20 1/2"*5 1/2"H
NET WEIGHT	37.80LBS
GROSS WEIGHT	42.50LBS
CU.FT.	3.60'

MADE IN CHINA