



ASSEMBLY INSTRUCTIONS COASTER FINE FURNITURE



Fine Furniture for every stage of life

192929
Counter Stool

ITEM:192929



ASSEMBLY INSTRUCTIONS

ASSEMBLY TIPS:

1. Remove hardware from box and sort by size.
2. Please check to see that all hardware and parts are present prior to start of assembly.
3. Please follow attached instructions in the same sequence as numbered to assure fast & easy assembly.



WARNING!





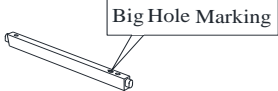

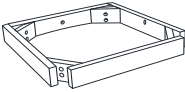
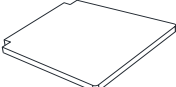
1. Don't attempt to repair or modify parts that are broken or defective. Please contact the store immediately.
2. This product is for home use only and not intended for commercial establishments.



ASSEMBLY TIME

8 MINUTES

PARTS IDENTIFICATION

A	BACK FRAME		1PC
B	RIGHT FRONT LEG		1PC
C	LEFT FRONT LEG		1PC
D	RIGHT SIDE STRETCHER		1PC
E	LEFT SIDE STRETCHER		1PC
F	FRONT STRETCHER		1PC
G	SEAT FRAME		1PC
H	WOODEN SEAT		1PC

NOTE:

Quantities shown are for one chair.

Phillips head screw driver is required in the assembly process; however, manufacturer does not provide this item.

ITEM:192929



ASSEMBLY INSTRUCTIONS

ASSEMBLY TIPS:

1. Remove hardware from box and sort by size.
2. Please check to see that all hardware and parts are present prior to start of assembly.
3. Please follow attached instructions in the same sequence as numbered to assure fast & easy assembly.



WARNING!





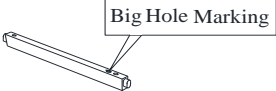

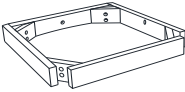
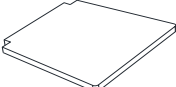
1. Don't attempt to repair or modify parts that are broken or defective. Please contact the store immediately.
2. This product is for home use only and not intended for commercial establishments.



ASSEMBLY TIME

8 MINUTES

PARTS IDENTIFICATION

A	BACK FRAME		1PC
B	RIGHT FRONT LEG		1PC
C	LEFT FRONT LEG		1PC
D	RIGHT SIDE STRETCHER		1PC
E	LEFT SIDE STRETCHER		1PC
F	MIDDLE STRETCHER		1PC
G	SEAT FRAME		1PC
H	WOODEN SEAT		1PC

NOTE:

Quantities shown are for one chair.

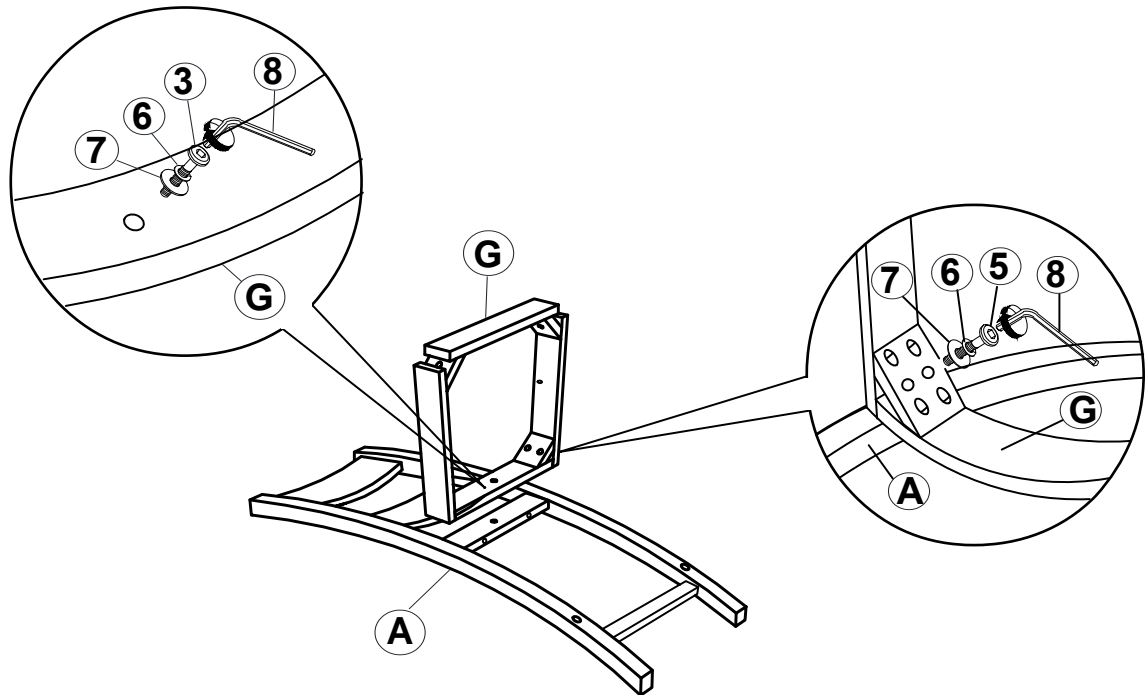
Phillips head screw driver is required in the assembly process; however, manufacturer does not provide this item.

ITEM: **192929**

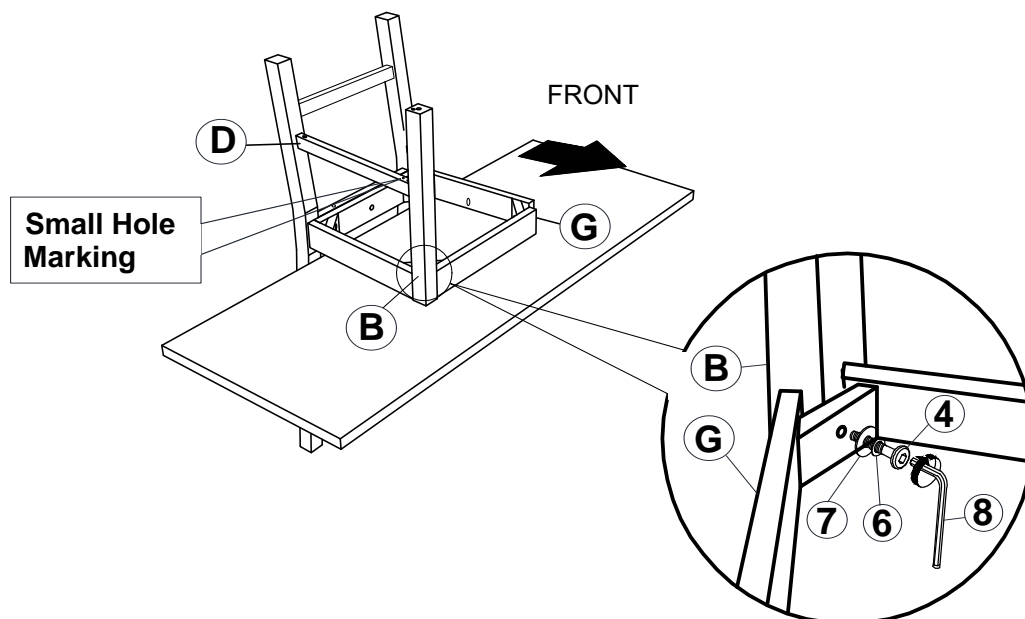


ASSEMBLY INSTRUCTIONS

STEP 1



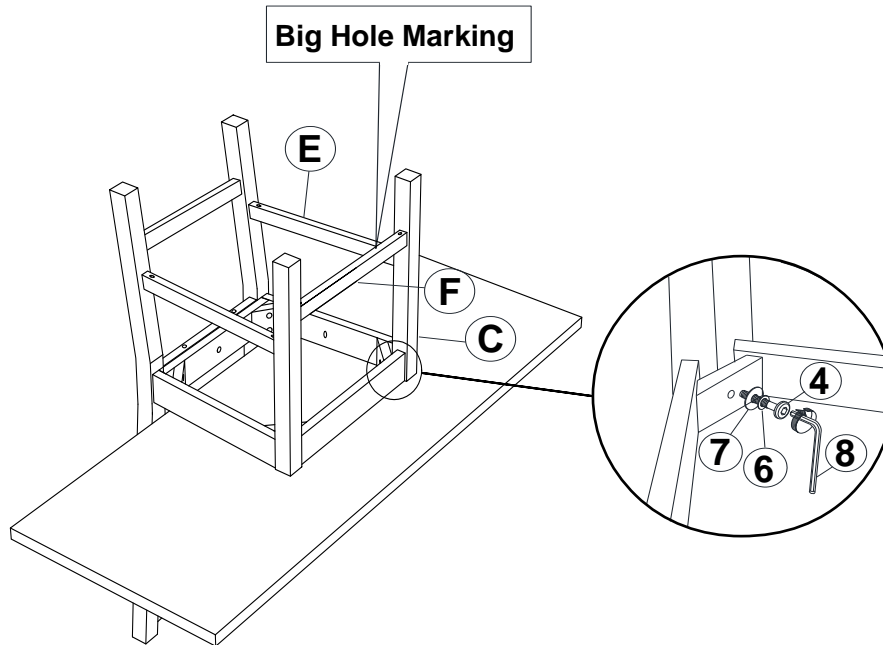
STEP 2



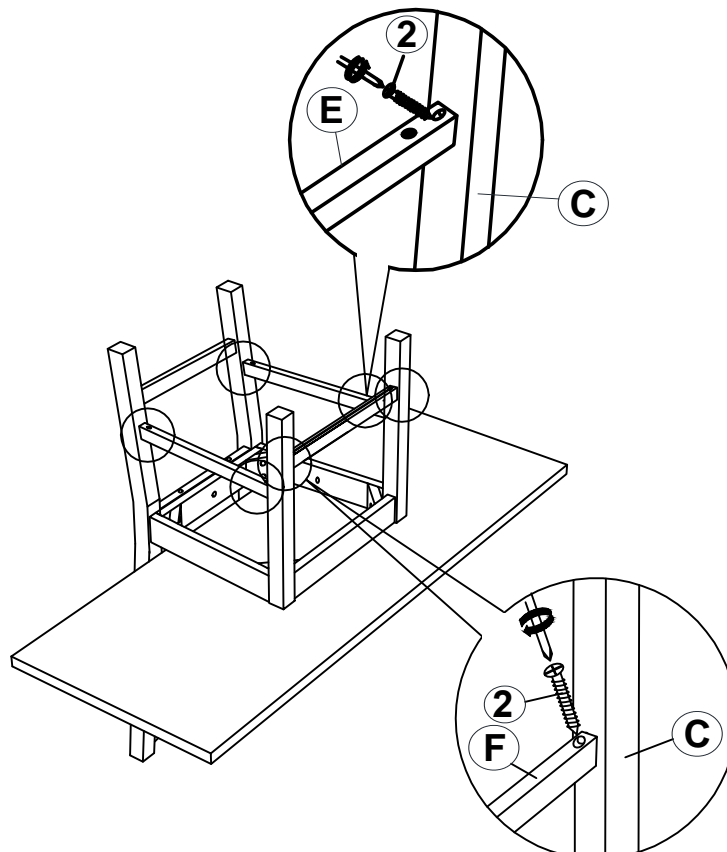
ITEM: **192929**

ASSEMBLY INSTRUCTIONS

STEP 3



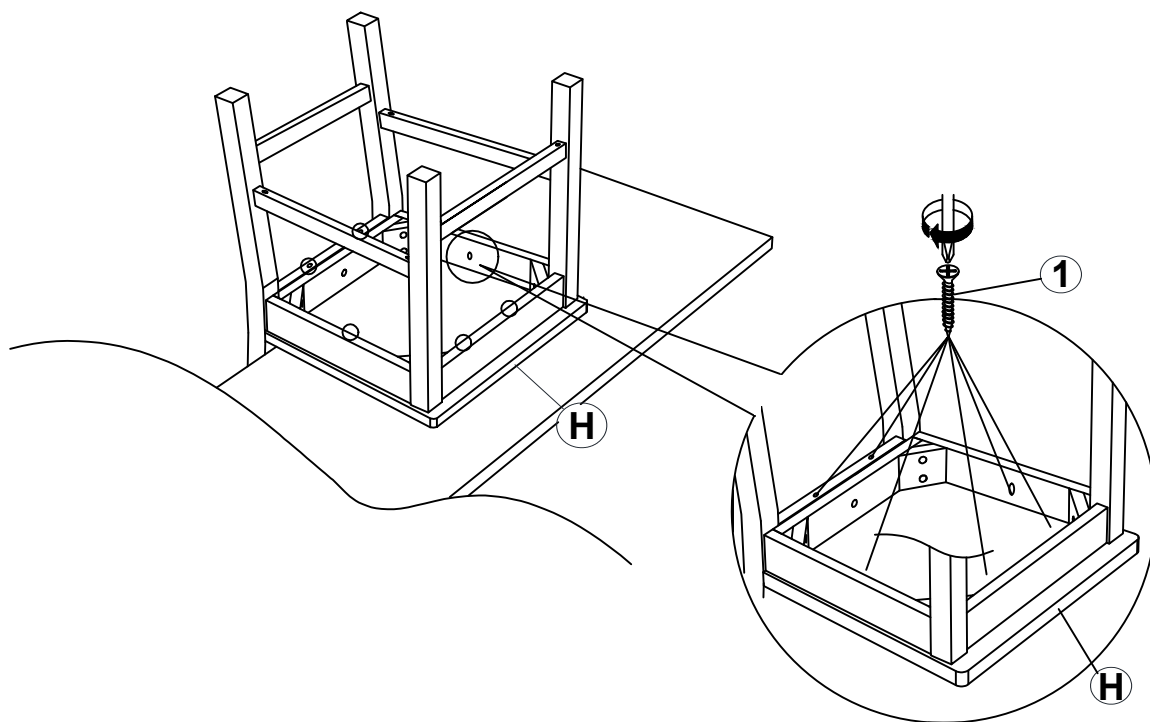
STEP 4




ITEM: **192929**

ASSEMBLY INSTRUCTIONS

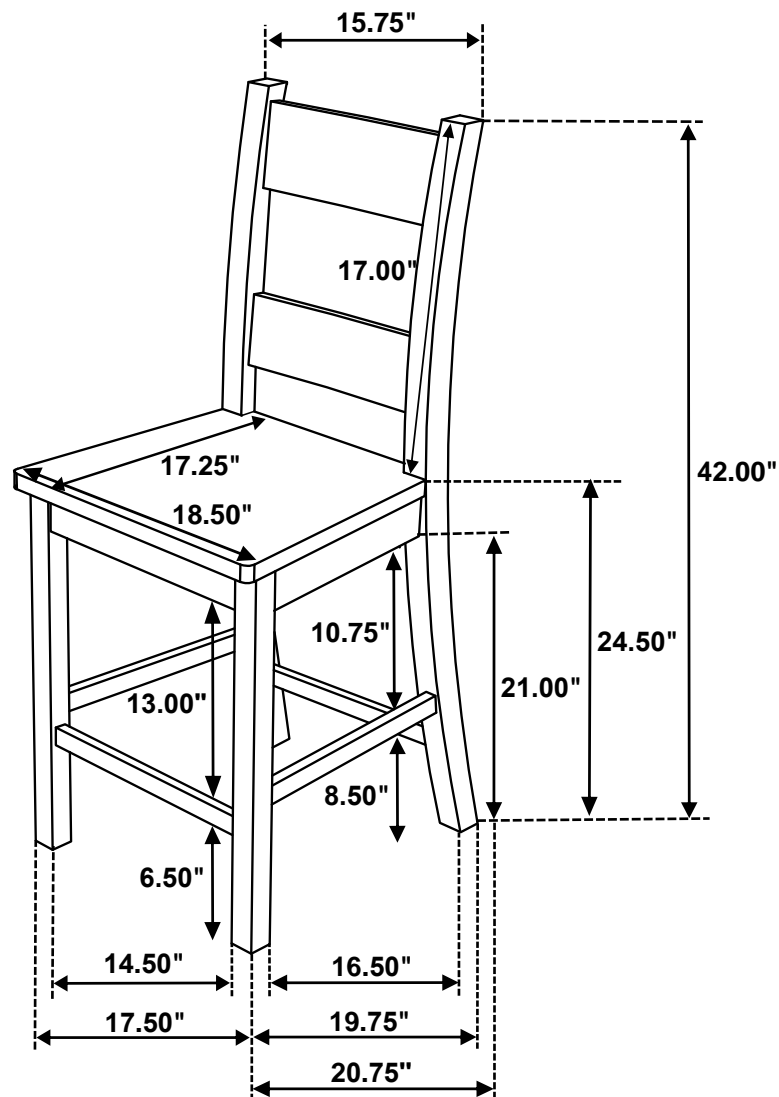
STEP 5



STEP 6 COMPLETE



ITEM: **192929**



Note : Dimension tolerance $\pm 5\%$