
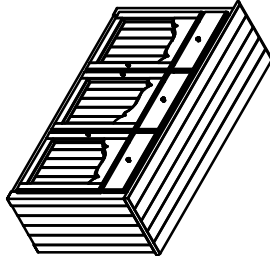
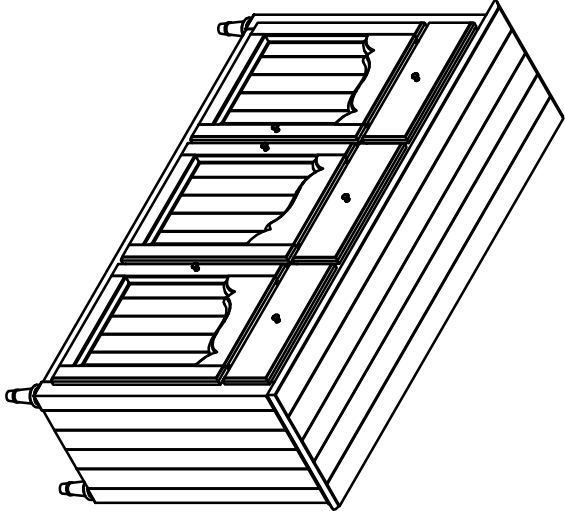

	<b>WARNING</b>  Children have died from furniture tipover. To reduce the risk of furniture tipover: · ALWAYS install Anti-tip device provided. · NEVER put a TV on this product. · NEVER allow children to stand, climb or hang on any drawers, doors, or shelves. · NEVER open more than one drawer at a time. · PLACE heaviest items in the lowest drawers.  This is a permanent label. Do not remove !
	




**A**

- x1 Credenza
- x1 Bahut
- x1 Aparador




**B**

- x4 Leg \*
- x4 Patte
- x4 Pata



**C**



- x1 Center support leg \*
- x1 Support central
- x1 Soporte para la pata centra



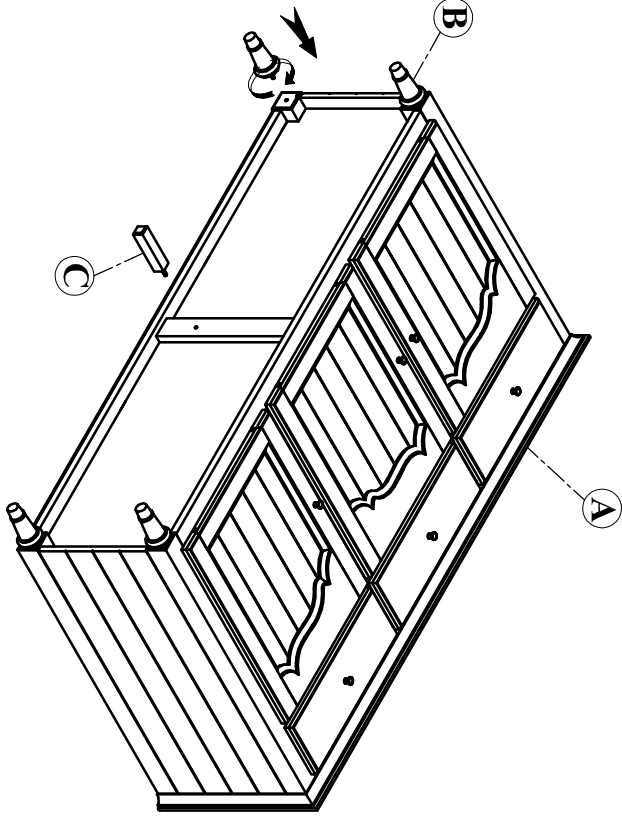
**D**

- x1 Furniture Tipping Restraint \*
- x1 Systeme antibasculement
- x1 Control para evitar vulcos

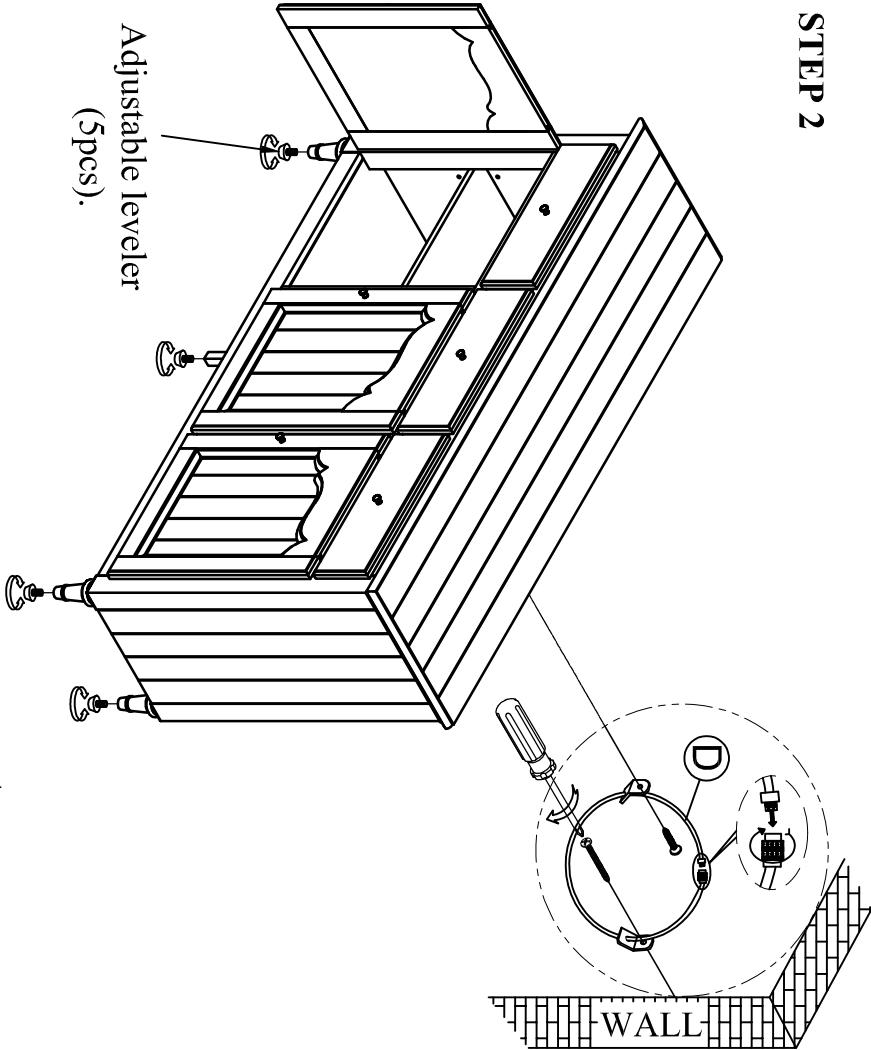
*\* Replaceable Part*

	<b>WARNING</b>  Children have died from furniture tipover. To reduce the risk of furniture tipover: · ALWAYS install Anti-tip device provided. · NEVER put a TV on this product. · NEVER allow children to stand, climb or hang on any drawers, doors, or shelves. · NEVER open more than one drawer at a time. · PLACE heaviest items in the lowest drawers.  This is a permanent label. Do not remove !
	



**STEP 1**



**STEP 2**



*\*Replaceable Part*

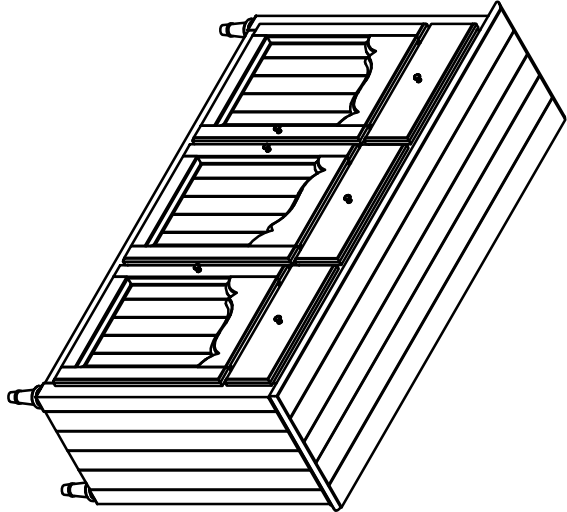


**WARNING**

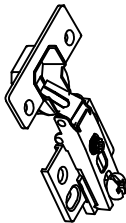
Children have died from furniture tipover. To reduce the risk of furniture tipover:

- ALWAYS install Anti-tip device provided.
- NEVER put a TV on this product.
- NEVER allow children to stand, climb or hang on any drawers, doors, or shelves.
- NEVER open more than one drawer at a time.
- PLACE heaviest items in the lowest drawers.


This is a permanent label. Do not remove !



x6 RP301786-KNOB- Door Knob + Screw \*  
Porte Titrer + vis  
Puerta Titrer + Tornillo



x6 RP301786-HINGE- Door Hinge  
Charnière de porte  
Bisagra de la puerta



x3 GLIDE-SS-12-10-45- Glide SS 12in open 10in - 45mm \*  
Tirour Glide  
Deslizamiento del cajón

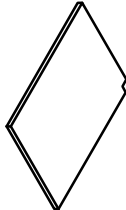


x4 RP301786-KDLEG - Bun Foot  
Pate  
Pata

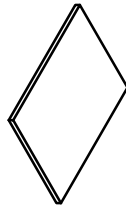
x1 RP301786-SULEG - Support Leg  
Support central  
Soporte para la pata central



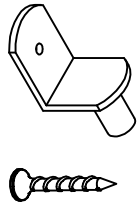
x3 RP301786-CATCH- Magnetic Top Catch  
Loquet de porte  
Captura de Inan




x2 RP301786-S-SHELF- Side Wood Shelf  
Étager  
Estante



x1 RP301786-C-WSHELF - Center Wood Shelf  
Étager  
Estante



x12 RP301786-SHELFPIN - Shelf Pin + Screw  
Épingle + vis  
Esteria + Tornillo



x5 RC-FG-WHITE- White leveler  
Patin réglable  
Nivelador ajustable



x1 RC-ANTI-TIP-M -Metal Anti-tipping Kit \*  
Liste des pièces de quincaillerie antibasculement  
Lista del kit de materiales antivuelco

\*Replaceable Part

## **Protect Your Wood or Laminate Flooring**

**\*This statement applies to any floor without carpet.**

If not careful, all furniture including upholstery and case pieces can scratch, scuff and even gouge floors. The recommendation is to have felt, rubber pads or area rugs under furniture on flooring without carpet.

### **Moving your furniture**

Pushing and dragging furniture over floors without carpet can lead to scratches and scuffs. Have someone help when moving the larger pieces of furniture by lifting, try using a dolly or moving pads.

### **Felt and rubber pads**

Applying furniture pads to the feet of furniture helps cushion contact points. Furniture pads can be found at local hardware stores. Felt pads slide easily across the floor, making them ideal for dining chairs and other pieces that move with use. Rubber pads will help furniture stay in place and are perfect for larger pieces, like sofas and loveseats.

### **Area rugs and rug pads**

Using an area rug under furniture is another way to protect your floor from scratches and scuff marks. A rug pad under the area rug will provide extra cushion and added protection.